



**NATIONAL TESTING AGENCY**

*Excellence in Assessment*



भारत सरकार  
Government of INDIA  
आयुष मंत्रालय  
Ministry of AYUSH

AIIA अखिल भारतीय आयुर्वेद संस्थान  
All India Institute of Ayurveda  
आयुष मंत्रालय, भारत सरकार के अंतर्गत स्वायत्त संस्थान  
(An Autonomous Organization under the Ministry of AYUSH, Govt. of India)



# Information Bulletin for All India AYUSH Post Graduate Entrance Test (AIAPGET)

*for*

**Admission to MD/MS/PG Diploma in Ayurveda, Unani,  
Siddha & Homeopathy Courses**

**Academic Session  
2020-21**



## Index

S. No	Particulars	Page No.
	Important Information and Dates at a Glance	
	Abbreviations	
	Introduction	
1	About National Testing Agency (NTA)	1
2	About All India Institute of Ayurveda (AllIA)	1
3	All India AYUSH Post Graduate Entrance Test (AIAPGET)-2020	1
4	General Instructions	2
5	Eligibility Criteria for AIAPGET-2020	4
6	Scheme of Examination	5
7	Syllabus	7
8	Registration and Application Process	8
9	Admit Card for AIAPGET-2020	14
10	Conduct of the Examination	14
11	Centres for AIAPGET-2020	15
12	Results	17
13	Procedure of Declaration of result	18
14	Procedure for appearing in Computer Based Test (CBT) (Annexure-VII)	18
15	Test Practice Centres (TPCs) (Annexure - VIII)	21
16	Caution Notice & Non-Disclosure Agreement (India)	22
17	Unfair Means	22
18	Reservation	24
19	Counselling for AYUSH Seats	25
20	Availability of AYUSH MD/MS/PG Diploma Seats for 2020-21	25
21	Display of Recorded Responses and Acceptance of Challenges	25
22	Correspondence with NTA	25
23	Common Services Centres/Facilitation Centres (Annexure-X)	26
24	Legal Jurisdiction	26
<b>ANNEXURE</b>		
I	List of Examination Cities for AIAPGET-2020	27
II	STATE WISE LIST OF COLLEGES	28
III	PROCESSING CHARGES & GOODS & SERVICE TAXES (GST) AND PROCEDURE FOR PAYMENT	29
IV (A-C)	CERTIFICATE OF DISABILITY (A-C)	31
V	CERTIFICATE REGARDING PHYSICAL LIMITATION IN AN EXAMINEE TO WRITE	34
VI	LETTER OF UNDERTAKING FOR USING OWN SCRIBE	35
VII	COMPUTER BASED TEST (CBT)	36
VIII	NTA: TEST PRACTICE CENTRES (TPCS)	42
IX	REPLICA OF APPLICATION FORM	46
X	COMMON SERVICES CENTRES/FACILITATION CENTRES	53
XI	Query Redressal System (QRS)	54
XII	NTA Weeding Out Norms	55

## IMPORTANT INFORMATION AND DATES AT A GLANCE

(Please refer to Information Bulletin for details)

### 1. FEE DETAILS AND IMPORTANT DATES:

Online registration and submission of Application Form including uploading of photograph and signature) (upto 04.00 p.m. of 05 June, 2020)	06 May-05 June, 2020
Last date of successful final transaction of fee (through Credit/Debit Card/Net Banking/Paytm upto 11.50 p.m.)	05 June, 2020 (Friday)

Fee Payable by candidates in INR*	
General/Unreserved & OBC-NCL **	Rs. 2500/-
Gen-EWS***	Rs. 2250/-
SC, ST, PwD and Transgender	Rs. 1750/-
* Applicable Service/Processing charges & GST are to be paid by the candidate	

Correction in Particulars of Application Form on Website only	06-10 June, 2020
Downloading of Admit Cards from NTA website	20 June, 2020 onwards
Date of Examination	<b>To be announced later on the website.</b>
Duration of Examination	120 minutes (2.00 hours)
Timing of Examination	10:00 A.M. To 12:00 P.M.
Centre and Date	<b>As indicated on the Admit Card</b>
Display of Recorded Responses and Answer Keys	<b>To be announced later on the website.</b>
Website	<a href="http://www.nta.ac.in">www.nta.ac.in</a> , <a href="http://www.ntaaiapget.nic.in">www.ntaaiapget.nic.in</a>
Declaration of Result on NTA website	Will be intimated later on the website.

**\*\* Other Backward Classes-Non Creamy Layer as per the central list of Other Backward Classes available on National Commission for Backward Classes (NCBC), Government of India website [www.ncbc.nic.in](http://www.ncbc.nic.in). Only the candidates falling in this list may mention OBC in the Category Column. State list OBC candidates who are not in OBC-NCL (Central List) must choose General/Unreserved.**

**\*\*\*As per the OM No. 20013/01/2019-BC-II dated January 17, 2019 issued by the Ministry of Social Justice and Empowerment and the OM No. 12- 4/2019-U1 dated 17.01.2019 of MHRD Department of Higher Education regarding implementation of reservation for Economically Weaker Section (EWS) for admission in Central Educational Institutions.**

- Candidates can apply for **AIAPGET, 2020 in "Online" mode only**. Submission of Online Application Form may be done by accessing NTA website [www.ntaaiapget.nic.in](http://www.ntaaiapget.nic.in). **The Application in any other mode will not be accepted.**
- Only one application is to be submitted by a candidate.**
- Candidates must follow the instructions strictly as given in the Information Bulletin and on NTA website. Candidates not complying with the instructions shall be summarily disqualified.



5. Candidates must ensure that e-mail address and Mobile Number provided **in the Online Application Form are their own** as all information/ communication will be sent by NTA through e-mail on **e-mail address or SMS on given Mobile Number only**.
6. **Instructions for filling Online Application Form :**
- ❖ Download Information Bulletin and Replica of Application Form. Read these carefully to ensure your eligibility.
  - ❖ Follow the steps given below to Apply Online:  
**Step-1: Apply for Online Registration using unique Email Id and Mobile No.**  
**Step-2: Fill in the Online Application Form and note down the system generated Application No.**  
**Step-3:** Upload scanned images of Candidate's Photograph (file size: 20 kb - 50 kb) and Candidate's Signature (file size: 10kb - 20kb) in JPG/JPEG format.  
**Step-4:** Pay fee using **ICICI/Syndicate/Paytm Payment Gateway** through **Debit Card/Credit Card/Net Banking/UPI/Paytm** and keep proof of fee paid. In case the Confirmation Page is not generated after payment of fee then the transaction is cancelled, and amount will be refunded to the candidate's account. However, the candidate has to make another transaction, in case the Confirmation Page is not generated.
  - ❖ Download, save and print copies of Confirmation Page after successful remittance of fee and keep copies safely for future reference.
  - ❖ All the 4 Steps can be done together or at separate times.
1. Candidates are advised to visit the NTA website and check their e-mails/SMS regularly for latest updates.
  2. Candidate shall appear at their own cost at the Examination Centre on Date and Shift indicated on their Admit Card issued by the NTA.
  3. Any request to change the Examination Centre, Date and subject provided on the Admit Card shall not be considered under any circumstances.

**Note:**

1. *The final submission of Online Application Form will remain incomplete if Step-3 and step-4 are not complete. Such forms will stand rejected and no correspondence on this account will be entertained.*
2. *No request for refund of fee once remitted by the candidate will be entertained by NTA under any circumstances.*
3. *The entire application process of **AIAPGET-2020** is online, including uploading of scanned images, Payment of Fees, and Printing of Confirmation Page. **Therefore, candidates are not required to send/submit any document(s) including Confirmation Page to NTA through Post/ Fax/ by Hand/E-mails.***

Candidates are **NOT** allowed to carry Instrument, Geometry or Pencil box, Handbag, Purse, any kind of Paper/ Stationery/ Textual material (printed or written material), Eatables and Water (loose or packed), Mobile Phone/ Ear Phone/ Microphone/ Pager, Calculator, DocuPen, Slide Rules, Log Tables, Camera, Tape Recorder, Electronic Watches with facilities of calculator, any metallic item or electronic gadgets/ devices in the Examination Hall/Room.

**Diabetic students will be allowed to carry eatables like sugar tablets/fruits (like banana/apple/ orange) and transparent water bottle** to the Examination Hall/Room. However, they will not be allowed to carry packed foods like chocolates/candy/sandwich etc.



**DISCLAIMER**

1. Candidates are advised to read the Information Bulletin carefully and go through the instructions regarding filling of Online Application Form given on AIAPGET 2020 website [www.nta.ac.in](http://www.nta.ac.in), [www.ntaaiapget.nic.in](http://www.ntaaiapget.nic.in) before starting online registration.
2. Candidate should ensure that all information entered during the online registration process is correct.
3. Online information provided by candidates like name of candidate, contact/ address details, category, PwD status, educational qualification details, date of birth, etc will be treated as correct/final. Any request for changes in information after the closure of correction period will not be considered by NTA under any circumstances.
4. NTA disclaims any liability that may arise to a candidate(s) due to incorrect information provided by the candidate(s) during application process.
5. NTA does not edit /modify/alter any information entered by the candidates after completion of application process under any circumstances. Any request for change in information thereafter will not be entertained. Therefore, candidates are advised to exercise utmost caution for filling up correct details in the Application Form.

**Usage of Data and Information:**

NTA can use the data provided by the End User (test taker in this case) for internal purpose(s) including training, research and development, analysis and other permissible purpose(s).

## ABBREVIATIONS

AACCC	AYUSH Admissions Central Counseling Committee
AIAPGET	All India AYUSH Post Graduate Entrance Test
AIIA	All India Institute of Ayurveda, New Delhi
CCH	Central Council of Homeopathy
CCIM	Central Council of Indian Medicine
EWS	Economically Weaker Section
GOI	Government of India
MCQ	Multiple Choice Question
MoA	Ministry of AYUSH, Government of India
NDA	Non-Disclosure Agreement
OBC	Other Backward Classes
PwD	Persons With Disabilities
TCA	Test Center Administrator
SC	Scheduled Castes
ST	Scheduled Tribes
UMC	Unfair Means Case
UR	Unreserved Category

**INFORMATION BULLETIN**  
**ALL INDIA AYUSH POST GRADUATE ENTRANCE TEST**  
**For Academic Session 2020-2021**

**Introduction**

**1. About National Testing Agency (NTA)**

The Ministry of Human Resource Development (MHRD), Government of India (GOI) has established National Testing Agency (NTA) as an independent autonomous and self-sustained premier testing organization under Society Registration Act, 1860 for conducting efficient, transparent and international standards tests in order to assess the competency of candidates for admissions to premier higher education institutions.

The objectives of NTA, inter-alia, include:

- i. To conduct efficient, transparent and international standard tests in order to assess the competency of candidates for admission.
- ii. To undertake research on educational, professional and testing system to identify gaps in the knowledge systems and take steps for bridging them.
- iii. To produce and disseminate information and research on education and professional development standards.

The National Testing Agency (NTA) has been entrusted with the conduct of AIAPGET-2020.

**2. About All India Institute of Ayurveda (AIIA)**

The All India Institute of Ayurveda (AIIA) is the Apex Institute for Ayurveda, established in 2010 as an autonomous organisation under the Ministry of AYUSH, Govt of India. It aims at bringing a synergy between traditional wisdom of Ayurveda and modern tools and technology.

The institute offers postgraduate and doctoral courses in various disciplines of Ayurveda. The focus of AIIA is on fundamental research, drug development, standardization, quality control, safety evaluation and scientific validation of Ayurvedic medicines.

**3. All India AYUSH Post Graduate Entrance Test (AIAPGET)-2020**

- 3.1 AIAPGET 2020 will be a single entrance examination namely 'All India AYUSH Post Graduate Entrance Test 2020' for admission to Postgraduate AYUSH Courses for the academic session 2020-21 which will include the following:

All India and State quota seats for admission to MD / MS / PG DIPLOMA Courses in Ayurveda, Unani, Siddha & Homeopathy system of medicine for all AYUSH Colleges, Institutions & Universities/ Deemed Universities across the country.

- 3.2 No other AYUSH Colleges, Institutions/Universities/Deemed Universities shall be conducting any separate entrance exam for admission to AYUSH MD / MS /



PG DIPLOMA Courses for the academic session 2020-21.

- 3.3 NTA does not verify the information provided by the candidates during online registration and hence candidature will be **purely provisional** subject to fulfillment of eligibility criteria as per CCIM/CCH/States/Universities/Institutions/Deemed Universities concerned.

3.4 **NTA has no role in counselling.**

**AACCC, will conduct counselling for admission to all India quota seats and** concerned State AYUSH Authority(s) / Counselling Authority(s) of the States/UT/ Universities/ Deemed University /AYUSH Colleges/ Institutes will conduct counselling for admission to State quota seats based on candidate's AIAPGET 2020 merit, choice of subject and fulfillment of their eligibility criteria, guidelines, domicile criteria, applicable reservation policies etc.

#### **4. General Instructions**

- 4.1. AIAPGET 2020 is an examination for admission to AYUSH MD / MS / PG DIPLOMA courses for 2020-21 academic session.
- 4.2. Merely appearing in AIAPGET 2020 does not make a candidate qualified and eligible for All India/ State Quota seats/admission to Universities / Deemed Universities & Institutions and it does not confer any automatic rights to secure a AYUSH Post Graduate MD / MS / PG DIPLOMA seat. The selection and admission to Postgraduate seats in any AYUSH institution(s) recognized for running MD / MS / PG DIPLOMA courses as per the CCIM/CCH Act is subject to fulfilling the admission criteria, eligibility, medical fitness and other criteria as may be prescribed by the respective universities, AYUSH institutions, CCIM/CCH, State/Central Government and merit position in AIAPGET 2020.
- 4.3. Online Registration begins on 06 May, 2020 onwards and must be completed by 05 June, 2020 upto 04.00 pm. However, registered candidates can edit their information in certain field during the correction window between 06 June, 2020 to 10 June, 2020 upto 11:50 pm. No new registrations will be entertained during the correction period.
- 4.4. Applications of candidates producing false or fabricated information will not be considered and candidates may be debarred from appearing in any future examinations conducted by NTA/AIHA.
- 4.5. Before initiating registration process, candidates should go through the Information Bulletin carefully for eligibility criteria, scheme and pattern of examination etc. Any queries and other issues will only be entertained if the requested information is not given in the Information Bulletin.
- 4.6. Incomplete application, if not in accordance with instructions, will not be considered and is liable to be rejected. Applicant should carefully fill up all the fields during registration process correctly. Application cannot be modified/edited, after the closing of correction window period .

- 4.7. The examination fee once paid will neither be refunded nor be carried forward under any circumstances.
- 4.8. NTA/AIIA/MoA reserves the right to withdraw permission, if any, granted inadvertently to any candidate who is not eligible to appear in AIAPGET 2020 even though Admit card/Registration number has been issued or is displayed on website.
- 4.9. Candidates must verify from the respective State Governments/ Universities/ Deemed universities and Institutes if at all they will be considered for admission to All India/ State Quota Post Graduate seats/Institute Pool based on applicable Regulations and /or domicile criteria, State/Institute of Graduation, reservation policy etc.
- 4.10. The existing schedule, pattern, policy and guidelines are for ready reference only but in no way, they are or are ought to be treated as representative or acknowledgment of fact that NTA/MoA/AIIA is bound to follow the same in future.
- 4.11. In case of any ambiguity in interpretation of any of the instructions/terms and conditions/ rules/criteria regarding the determination of eligibility/conduct of examinations/ registration of candidates/information contained herein, the interpretation of the NTA/MoA/AIIA will be final and binding.
- 4.12. Requests shall not be entertained for change in date/examination centre/subject.
- 4.13. Absentees from the examination will forfeit their examination fee. No further communication will be acknowledged in this regard.
- 4.14. Result for AIAPGET 2020 will be available on the website [www.ntaaiapget.nic.in](http://www.ntaaiapget.nic.in) only.
- 4.15. Candidates should ensure before applying for online registration that their BAMS/BUMS/BSMS/BHMS degree is recognized as per provisions of IMCC/CCH Act. If it is found at any time that BAMS/BUMS/BSMS/BHMS degree is not recognized, the candidature/result of the candidate shall be cancelled.
- 4.16. **All the correspondence should be addressed by e-mail.** The e-mail query shall be addressed only if it is not anonymous and contains the name, postal address and contact number of the sender. An e-mail containing vague or general queries and other queries as contained in the Information Bulletin shall not be entertained. Queries shall not be entertained from person claiming themselves to be representative, associates or offciates of the applicant candidate.

The following information shall not be revealed by phone or email:

- a. Internal documentation /status of NTA
- b. Internal decision-making process of NTA/MoA/AIIA, Any claim/counter claim thereof

- c. Dates and venue of internal meetings or name of the staff/officers dealing.
  - d. Any information which in the opinion of NTA/MoA/AIIA cannot be revealed.
- 4.17. Terms & Conditions of AIAPGET 2020 as mentioned in the Information Bulletin shall apply.
- 4.18. AIAPGET 2020 will be conducted by NTA at exam centers engaged for the purpose. Candidates are advised to familiarize themselves with the route and location of the exam centre. (Refer to Annexure I for List of Exam cities)
- 4.19. Candidates are advised to look into the website [www.ntaaiapget.nic.in](http://www.ntaaiapget.nic.in) regularly for various information, updates and notices pertaining to AIAPGET 2020 examination.
- 4.20. Kindly note that by registering for the AIAPGET 2020, candidates are covered by Non-Disclosure Agreement (NDA). As per NDA, candidates cannot disclose any question or contents of question paper in part or otherwise with any person or party or website or such other media/publication. Any act in breach of the NDA shall be liable for penal action as per law. Kindly note that this is a punishable offence and shall lead to cancellation of candidature.
- 4.21. Candidates are deemed to have read, agreed and accepted the contents of Information Bulletin and the terms and conditions in the information bulletin for AIAPGET 2020 on completing the registration/Online Application Form by the candidates.
- 4.22. Candidates can register for **AIAPGET 2020 only once**. Any candidate found to register more than once in AIAPGET 2020 will be automatically debarred from the exam. His/her candidature will be cancelled and further action as deemed appropriate by NTA/MoA/AIIA will be taken.
- 4.23. Possession/Use of mobile phone or any such electronic devices is strictly prohibited in the premises of AIAPGET 2020 Test Centers. Candidates shall be liable for penal action for Possession/ Use of Mobile phones/ Electronic devices.
- 4.24. The jurisdiction for court cases/disputes shall be within the exclusive jurisdiction of competent courts at Delhi/New Delhi only.

## 5. Eligibility Criteria for AIAPGET-2020

- 5.1 Candidates in possession of BAMS/ BUMS/ BSMS/ BHMS/Graded BHMS degree or Provisional BAMS/ BUMS/ BSMS/ BHMS Pass Certificate recognized as per the provisions of the IMCC 1970/HCC 1973 Act and possess permanent or provisional registration certificate of BAMS/ BUMS/ BSMS/ BHMS/Graded BHMS degree qualification issued by the CCIM/CCH/State Board/Universities/Deemed Universities and have completed one year of internship or/are likely to complete the internship as per the CCIM/AYUSH notification, may apply for AIAPGET 2020 through Online Application Registration system at website [www.ntaaiapget.nic.in](http://www.ntaaiapget.nic.in).



5.2 Requests for appearing in AIAPGET 2020 from candidates completing internship after the notified date or having qualifications that are not recognized by the competent authority shall be summarily rejected. Candidates are further advised not to canvass for the same.

5.3 The dates indicated by candidates in regard to 12 months Compulsory Rotating Internship i.e. starting date, completion date, shall be treated as final and **candidates will be required to submit the original Compulsory Rotating Internship completion certificate at the time of counselling.**

**The cut-off date for completion of internship towards determination of eligibility for appearing in AIAPGET-2020 shall be 30<sup>th</sup> September 2020.**

5.4 Some of the Universities/Institutions with regulations that candidates who are already pursuing any PG Course in their University or in another University are not eligible for admission till they complete the course. The candidates who are already pursuing PG Courses either through All India Quota or State Quota and are applying for a seat under All India Quota/State quota seats may confirm the eligibility conditions of that University in this regard. NTA/MoA/AIIA shall not be responsible if such candidates are refused admission. Such candidates may opt for the subject and the college at their own risk and cost. The eligibility criteria will be as per CCIM/CCH regulations and notifications of Ministry of AYUSH, Govt of India.

## 6. Scheme of Examination

Mode of Examination	LAN Based CBT (Computer Based Test)
Duration	2:00 Hours (120 minutes)
Type of Questions	Multiple Choice Questions with single correct best response
No. of Questions	120
Maximum Marks	480
Scoring	+ 04– For each correct response -1 – For each incorrect response 0 – for no response or not attempted questions
Medium of Paper	Ayurveda- English and Hindi Unani- English and Urdu Siddha- English and Tamil Homeopathy- English only

### 6.1 Provisions for PwD Candidates

- (i) In compliance of the “Guidelines for Conducting Written Examination for Persons with Benchmark Disabilities” issued by the Ministry of Social Justice & Empowerment vide Office Memorandum No. F.No. 34-02/2015-DD-III dated 29<sup>th</sup> August, 2018, the following provisions would be available to the Candidates with Benchmark Disabilities, as defined in Section 2(r) of the Rights of Persons with

Disabilities (RPwD) Act, 2016.

- (ii) *A person with benchmark disability*, as defined in Section 2 (r) of the RPwD Act, means a person with not less than 40 percent of a specified disability where specified disability has not been defined in measurable terms and includes a person with disability where specified disability has been defined in measurable terms, as certified by the certifying authority. Candidate need to submit a certificate in Annexure-IV (A)/ IV (B)/ IVAnnexure (C).
- (iii) *A specified disability*, as defined in Section 2 (zc) of the RPwD Act, means the disabilities as specified in the Schedule of the said Act, which includes:

- |     |   |
|-----|---|
| (a) | Locomotor Disabilities: Leprosy, Cerebral Palsy, Dwarfism, Muscular Dystrophy, Acid Attack Victims;   |
| (b) | Visual Impairment: Blindness & Low Vision;  |
| (c) | Hearing Impairment: Deaf & Hard of Hearing;   |
| (d) | Speech & Language Disability;   |
| (e) | Intellectual Disability: Specific Learning Disability (Dyslexia, Dysgraphia, Dyscalculia, Dyspraxia & Developmental Aphasia), Autism Spectrum Disorder; |
| (f) | Mental illness;   |
| (g) | Chronic Neurological Conditions: Multiple Sclerosis, Parkinson's Diseases;  |
| (h) | Blood Disorder: Haemophilia, Thalassemia, Sickle Cell Diseases;   |
| (i) | Multiple Disabilities: more than one of the specified disabilities including Deaf Blindness   |

- (iv) In case of candidates with benchmark disabilities in the category of blindness, locomotor disability (both arm affected-BA) and cerebral palsy, the facility of scribe/reader shall be given, if so desired by them.

In case of other category of persons with benchmark disabilities (the Schedule of the said Act may be referred to), the provision of scribe/reader can be allowed (if they so desire) on production of a certificate to the effect that the person concerned has physical limitation to write (*use the mouse in case of CBT*) and scribe is essential to write examination on his behalf, from the Chief Medical Officer/Civil Surgeon/Medical Superintendent of a Government health care institution as per proforma at [ANNEXURE-IV](#)

- (v) Such candidates will have the discretion of bringing his/her own scribe/reader or may opt to have Scribe/Reader from NTA or through any of its authorised Institute/Agency/Personnel involved in the examination.
- (vi) An eligible PwD candidate, desirous of having facility of scribe/reader, shall have to mention his/her appropriate PwD category in the relevant column of the application form and also have to record as to whether he/she will have his/her own arrangement of scribe/reader or it has to be arranged by NTA or through any of its authorised Institute/Agency/Personnel.
- (vii) The qualification of the scribe **shall be one step below the qualification of the**

**candidate taking the examination.** The persons with benchmark disabilities opting for own scribe/reader should submit details of the own scribe as per proforma at [ANNEXURE-VI](#).

- (viii) In case a PwD candidate has opted for a scribe/reader from NTA or through any of its authorised Institute/Agency/Personnel, the Centre Superintendent shall arrange a meeting of the candidate with scribe/reader, a day before the examination, for giving him/her a chance to check/verify whether the scribe/reader is suitable or not.
- (ix) Compensatory time of not less than 20 minutes per hour of examination shall be given to a candidate allowed to use scribe/reader. If the examination is of 03 hours duration, the compensatory time shall be 01 hour. In case the duration of the examination is less or more than 03 hours, the compensatory time shall be on pro-rata basis.
- (x) As far as possible, the examination for Person(s) with Disabilities should be held at the ground floor.

## **6.2 Reservation for Economically Weaker Section (EWS) for admission to various programmes of study**

The reservation for EWS will be applicable as per OM No. 20013/01/2018-BC-II dated 17 January, 2019 of Ministry of Social Justice and Empowerment, as per availability of seats in the concerned institute.

## **7. Syllabus**

The syllabus for the exam shall comprise of subjects/knowledge areas as per the Graduate Level Education Regulations of respective discipline issued by CCIM/CCH. **Kindly refer to the CCIM/CCH for complete syllabus document.**

## **8. Registration and Application Process**

### **8.1 Instructions for Filling Online Application Form**

Candidates have to apply for **AIAPGET-2020 “Online” ONLY** by accessing the website <https://ntaaiapget.nic.in>. The Application Form other than online mode would not be accepted.

**Only one application is to be submitted by a candidate for the same level of programme. More than one application i.e. Multiple application forms submitted by a candidate will be summarily rejected.**

In order to appear in AIAPGET- 2020, the candidates are required to apply online as per procedure detailed below. Before filling and submitting the online form, candidates should download the **Information Bulletin** and **Replica of Application Form**; and read them carefully. Candidates must follow the instructions strictly as given in the Information Bulletin and on NTA website. Application Forms not complying with the instructions are liable to be rejected.



**To avoid any kind of inconvenience or last minute rush or unforeseen difficulties, candidates are advised to submit Online Application Form without waiting for the last date. NTA will not be responsible for network problems or any other problem of this nature in submission of online application during the last days.**

Candidates must keep following information ready before filling online Application Form:-

- Govt Identity Details like Aadhaar Number (last 4 digits)/Election Card (EPIC No.)/Passport number/Ration Card Number/ Bank Account Number/PAN Number/ Other valid Govt Ids.
- Address for communication, Mobile Number, email id, etc.
- Scanned images of latest Photograph (size of 20 kb to 50 kb) in JPG/ JPEG format only
- Scanned image of Signature (size of 10 kb to 20 kb) in JPG/ JPEG format only
- Bank Account details for payment of Fee, for uploading as part of submission of online application.

## **8.2 Particulars to be filled in the Online Application Form:**

Before beginning the process of filling the Online Application Form, please keep the following information ready with you:

1. Copy of Board/ University Certificate for Candidate's Name, Mother's Name, Father's Name and Date of Birth
2. Type of Identification – Aadhaar Card/Bank A/c Number/ Passport Number/ Ration Card/ Election Card (EPIC No) / Other Govt ID
3. Qualifying Degree Certificate or last semester marks sheet
4. Your correspondence Address as well as Permanent Address with Pin Code (**Refer Annexure- II for State Code**)
5. Priority List of Centres of your choice (**Refer Annexure-I for Cities**)
6. Category Certificate, if applicable
7. Economically Weaker Section (EWS) Certificate, if applicable
8. Person with Disability (PwD) Certificate, if applicable
9. E-mail address and Mobile Number of candidate
10. Scanned images in **JPG/JPEG format only**:
  - a. Candidate's Photograph - File size between 20 kb to 50 kb.
  - b. Candidate's Signature in running hand - File size between 10 kb to 20 kb.
11. Bank Account details for payment of fee.

### 8.3 Procedure for Filling Application Form

#### Part I: Registration Page

Fill in the basic information and note down the system generated Application No.

- (i) **Candidate's Name/ Mother's Name/ Father's Name:**  
Provide Candidate's Name, Mother's Name, Father's Name as given in the Secondary School Examination or equivalent Board/ University Certificate in **capital letters. No prefix in the name of the candidate is allowed.**
- (ii) **Date of Birth: dd/mm/yyyy**  
Provide Candidate's date of birth as recorded in Secondary School Examination or equivalent Board/ University certificate.
- (iii) **Mobile Number and e-mail Address:**  
Candidates must provide own Mobile Number and e-mail address.

**Note: Only one e-mail address and one Mobile Number are valid for one application**

#### PART II: Fill in the complete Application Form

Fill in the complete Application

**Note:**

- (i) **Other Backward Classes (OBC) - Non Creamy Layer as per the Central List of Other Backward Classes available on National Commission for Backward Classes (NCBC), Government of India website ([www.ncbc.nic.in](http://www.ncbc.nic.in)).** Thus, the candidates falling in this list may mention OBC in the Category Column. **State list OBC Candidates who are not in OBC-NCL (Central List) must choose General.**
- (ii) **Economically Weaker Section (EWS) -** As per the OM No. 20013/01/2019-BC-II dated January 17, 2019 issued by the Ministry of Social Justice and Empowerment and the OM No. 12-4/2019-U1 dated 17.01.2019 as well as the Letters No 35-2/2019-T.S.I dated 21.01.2019, 01.02.2019, 04.02.2019 and 15.02.2019 of MHRD Department of Higher Education regarding implementation of reservation for Economically Weaker Section (EWS) for admission in Central Educational Institutions.
- (iii) Provide complete postal address with PIN Code (Correspondence Address as well as Permanent Address) for further correspondence. PIN code of Correspondence Address should be given in the space provided for this purpose.

**Note: The NTA shall not be responsible for any delay/loss in postal transit or for an incorrect Correspondence address given by the Applicant in the Application Form.**

- (iv) **Choice of Cities for Examination Centres:** The candidate should select the city of their choice for examination of AIAPGET 2020 from the drop-down box where all cities where exam is going to be conducted would be reflected as per availability of seats. It will be exhausted on first come first serve basis.
- (v) **Under no circumstances the choice of cities for Centre and AIAPGET subject filled in the Application Form shall be changed by the NTA.**

### PART III: Uploading of scanned images

#### (i) Candidate's Photograph: to be uploaded

- The photograph must be taken on or after **01.03.2020** indicating clearly the name of candidate along with the date of taking the photograph. Photograph should not be with cap or goggles.
- Spectacles are allowed if being used regularly.
- **Polaroid and Computer generated photos are not acceptable.**
- **Applications not complying with these instructions or with unclear photographs are liable to be rejected.**
- **Candidates may please note that if it is found that photograph uploaded is fabricated i.e. de- shaped or seems to be hand-made or computer made, the form of the candidate will be rejected and the same would be considered as using unfair means and the candidate would be dealt with accordingly.**
- Application without photograph shall be rejected. The photograph need not be attested. Candidates are advised to take 6 to 8 passport size coloured photographs with white background.

**Note: Passport size photograph is to be used for uploading on Online Application Form and also for pasting on Attendance Sheet at the examination centre.**

- **The candidate should scan his/her passport size photograph for uploading.** File size must be between 20 kb to 50 kb.

#### (ii) Candidate's Signature : to be uploaded

The candidates are required to upload the full signature in **running hand** writing in the appropriate box given in the Online Application Form. Writing full name in the Box in Capital letters would not be accepted as signature and the Application Form would be rejected. Further, unsigned Online Application Forms will also be rejected.

- **The candidate should put his full signature on white paper with Black Ink pen and scan for uploading.**
- File size must be between 10 kb to 20 kb.

**Note: Candidate must ensure that the uploaded images are clear and proper.**

### 8.4 Check List for filling the Online Application Form:

The candidates are advised to ensure the following points before filling the Online Application Forms:

- (i) Whether they fulfill the eligibility conditions for the Test as prescribed under the heading '**Conditions of Eligibility**'.
- (ii) That they have filled their gender and **category** viz General/OBC (Non-Creamy Layer)/SC/ ST/Gen-EWS/ **Male/Female/Transgender**, in the relevant column



- correctly.
- (iii) That they have filled their **Subject and City of examination** in the relevant column correctly.
  - (iv) That the Person with Disability (PwD) candidate has filled the relevant column in the Online Application Form. Only PwD candidates have to fill this column and the others have to leave it blank.
  - (v) Whether they have kept a Printout of Application Form (confirmation page) for their own record.

### 8.5 Important Points to Note:

- (i) The candidates, before submitting the Online Application Form, shall ensure their eligibility to appear in the test.
- (ii) The Candidates should fill their complete postal address with PIN Code for further correspondence.
- (iii) The Candidate must ensure that e-mail address and Mobile Number provided **in the Online Application Form are their own (which cannot be changed later)** as communication may be sent by NTA through **e-mail or SMS**.
- (iv) The Candidate should not give the postal address, Mobile Number or e-mail ID of Coaching Centre in the Online Application Form.  
In order to appear in AIAPGET, 2020, the candidates are required to apply 'online'. **The Application Form other than online mode shall not be accepted. No change will be accepted through offline mode i.e. through fax/application including e-mail etc.**
- (v) Online submission of application may be done by **accessing the NTA official website: [www.ntaaiapget.nic.in](http://www.ntaaiapget.nic.in)**.
- (vi) **Online Application Form cannot be withdrawn once it is submitted successfully.**
- (vii) Application Form of candidates who do not fulfill the eligibility criteria shall be rejected.
- (viii) A candidate is allowed to **submit only one Application Form. If a candidate submits more than one Application Form, the candidature is likely to be cancelled.**
- (ix) **Request for change in any particular in the Application Form shall not be entertained under any circumstances.**  
*Note: However, a chance may be given to the candidates to correct/modify/edit some of the particular(s) of the application form online only, during 06 June 2020 to 10 June 2020.*
- (x) The allotment of the city for examination would be on first come first serve basis. As per availability the name of the city would be reflected. The City indicated for the entrance examination should be carefully chosen by the candidate. As no change will be allowed once application is submitted.
- (xi) Selection of a candidate in the test is provisional, subject to being found otherwise eligible for admission/appointment.
- (xii) In case a candidate is found providing incorrect information or the identity is proved to be false at any time in the future, the candidate shall face penal action as per the law.
- (xiii) The Candidates are not required to send/ submit the confirmation page of Online Application Form to the NTA. However he/she is advised to retain the following

documents with them as reference for future correspondence:

- ❖ At least **four printouts** of the Confirmation Page of Online Application Form.
- ❖ Proof of fee paid
- ❖ Photographs (**same as uploaded on the Online Application Form**) –6 to 8 passport size photographs need to be kept aside.
- ❖ **The name on the photo identification must match with the name as shown on the Admit Card. If the name has been changed due to events such as marriage, candidate must show the relevant document at the time of exam. Marriage Certificate/Divorce/Decree/Legal Name Change Document**

## 8.6 Provision of Aadhaar:

The Aadhaar number is only one of the types of identification and is not mandatory. Candidates may also enter Passport number, Ration Card number, Election Card (EPIC No.), Bank Account number or any other valid Government identity number.

## 8.7 Replica of Application Form

The replica of the **AIAPGET- 2020** Application Format is available at Annexure-IX.

Important steps to complete the Application Process

Application Form may be submitted in five simple steps:

Step 1	<b>Apply for Online Registration</b> and note down the system generated Application No for future reference
Step 2	Fill Online Application Form
Step 3	Upload scanned images of Candidate's Photograph (between 20 kb - 50 kb) and Candidate's Signature (between 10 kb - 20kb) in JPG/JPEG format.
Step 4	Make payment of fee using suitable mode of payment through bank as per details given in this section and keep proof of fee paid.
Step 5	Print at least four copies of Confirmation Page after successful remittance of fee
<p>Note:</p> <ol style="list-style-type: none"><li>1. The final submission of Online Application Form will remain incomplete if Step-3 and Step-4 are not completed. Such forms will stand rejected and no correspondence on this account will be entertained.</li><li>2. No request for refund of fee once remitted by the candidate will be entertained by NTA under any circumstances.</li><li>3. There is no provision to upload any certificate/marks sheet etc., with the application.</li><li>4. The entire application process is online. Therefore, candidates are not required to send/submit any document(s) including Confirmation Page to NTA through Post/ Fax/By Hand/E-mail.</li></ol>	

## 8.8 Payment of Fee

Category	AIAPGET-2020
General/Unreserved & OBC-NCL*	Rs. 2500/-
Gen-EWS	Rs. 2250/-
SC, ST, PwD and Transgender	Rs. 1750/-
<b>Applicable Service/Processing charges &amp; GST are to be paid by the candidate</b>	

*\*Other Backward Classes-Non Creamy Layer as per the central list of Other Backward Classes available on National Commission for Backward Classes (NCBC), Government of India website [www.ncbc.nic.in](http://www.ncbc.nic.in). Only the candidates falling in this list may mention OBC in the Category Column. State list OBC candidates who are not in OBC-NCL (Central List) must choose General/Unreserved.*

The prescribed registration fees should be remitted through payment gateway provided using Credit Card or Debit Card issued by banks in India or through Internet Banking. No other modes of payment will be entertained. Service charges and other taxes for transaction as applicable by bank has to be paid by the applicant. Fee may be submitted through any of the following modes using payment gateway of partner banks (ICICI/Syndicate/Paytm) –

- Net Banking
- Debit Card
- Credit Card
- UPI
- Paytm

The examination fee will be forfeited if the candidates remain absent from the examination or if declared ineligible.

FEE SHALL NEITHER BE REFUNDED NOR CARRIED FORWARDED IF THE APPLICATION FOR AIAPGET 2020 IS REJECTED OR CANDIDATURE IS FOUND TO BE INELIGIBLE OR CANDIDATE IS UNABLE TO APPEAR IN THE EXAMINATION.

## 8.9 Method of Fee Payment

After completing Step 3 of online Application Form, candidates may remit the examination fee (Step 4) by choosing the following options:

1. Through Debit/Credit card – Candidates need to check the validity of the Debit/Credit Card, while logging on to website for submitting Application Form. Candidate should enter the information asked for and make the required payment.
2. Through Net Banking - Check the balance in account and keep all credentials ready while logging on to website for submitting Application Form. Candidate should Login and make payment by following instructions.

Note: In case, the fee payment status is not 'OK' the candidates are advised as following:

1. If the fee is paid through credit/debit card and status is not OK, it means the transaction is cancelled. Therefore, such candidates have to pay the fee again and ensure the OK fee

status.

2. For cancelled transactions, the amount will, automatically, be refunded to concerned credit/debit card within 15 days of last date of submission of Application Form.

Generation of Confirmation Page confirms the final submission of Application Form. If Confirmation Page has not been generated, this means that Application Form has not been submitted successfully.

## 9. Admit Card for AIAPGET-2020

The Admit Card is issued provisionally to the candidates, subject to their satisfying the eligibility conditions.

The candidate has to download the Admit Card from the NTA website w.e.f. 20 June 2020 onwards and appear for the Examination at the given Centre on Date, timing and discipline as indicated in their Admit Card.

No candidate will be allowed to appear at the examination centre, on Date, timing and discipline other than that allotted to them in their Admit card.

In case candidates are unable to download Admit Cards from the website, they may approach the Help Line between 10:00 am to 5:00 pm from **20 June 2020**.

**The candidates are advised to read the instructions on the Admit Card carefully and follow them during the conduct of the examination.**

In case of any discrepancy in the particulars of the candidate or his/her photograph and signatures shown in the Admit Card and Confirmation Page, the candidate may immediately **approach the Help Line between 10:00 am to 5:00 pm from 20 June 2020**. In such cases, candidates would appear in the examination with the already downloaded Admit Card. However, NTA will take necessary action to make correction in the record later.

### **Note:**

- a. *Candidate may please note that Admit Cards will not be sent by post.*
- b. *In no case, the duplicate Admit Card for AIAPGET-2020 would be issued at the Examination Centres.*
- c. *Candidate must not mutilate the Admit Card or change any entry made therein.*
- d. *Candidates are advised to preserve their Admit Cards in good condition for future reference.*
- e. *No Admit Card shall be issued to the candidates whose Applications are found to be incomplete for any reasons (including indistinct/ doubtful photographs/unsigned Applications) or who do not fulfill the eligibility criteria for the examination.*
- f. *Issue of Admit Cards, however, shall not necessarily mean acceptance of eligibility which shall be further scrutinized at subsequent stages of admission process.*

## 10. Conduct of the Examination

### 10.1 Important Instructions for Candidates

**(Candidates are advised to go through instruction printed on admit card carefully before going for the Examination)**

- a. Candidates **MUST** bring the following documents on the day of examination at the test centre. Candidates who will not bring these will not be allowed to appear in the examination.

- i. Print copy of Admit Card downloaded from NTA website
- ii. One passport size photograph (same as uploaded on the Online Application Form) for pasting on the specific space in the attendance sheet at the Centre during the Examination
- iii. Any one of the authorized Govt photo IDs (original, valid and non-expired), viz. PAN card/ Driving License/ Voter ID/ Passport/ Aadhaar Card (With photograph)/ Aadhaar Enrolment No/ Ration Card
- iv. PwD certificate issued by the Competent Authority, if claiming the relaxation under PwD category.

If the name has been changed due to events such as marriage, candidate must show the relevant document at the time of exam. Marriage Certificate/Divorce/Decree/Legal Name Change Document.

- b. The candidates shall report at the Examination Centre **two hours before the commencement of the examination** so as to complete the frisking and registration formalities well before the time.
- c. Registration desk will close 90 minutes prior to the examination. Candidates shall not be permitted to enter in the Examination Centre after 08:30 A.M.
- d. The candidates are advised to read the instructions on the admit card carefully and follow them during the conduct of the examination.
- e. Candidates should take their seat immediately after opening of the examination hall. If not they likely to miss some of the general instructions to be announced in the Examination Rooms/Halls. The NTA shall not be responsible for any delay.
- f. The candidate must show, on demand, the Admit Card for entry in the examination room/hall. A candidate who does not possess the valid Admit Card shall not be allowed to enter the examination centre.
- g. Candidates should find and sit on their allocated seat only. Any candidate found to have changed room/hall or the seat on his/her own other than allotted would be considered as a case of Unfair means and the candidature shall be cancelled and no plea would be accepted.
- h. The candidate should ensure that the question paper available on the computer is as per the opted Subject Code/ Discipline indicated in the Admit Card. In case, the subject of question paper is other than the opted paper, the same may be brought to the notice of the Invigilator concerned.
- i. Candidates are not allowed to carry any baggage inside the Examination Centre. NTA will not be responsible for any belongings stolen or lost at the premises.
- j. Candidate shall appear at their own cost at the Centre on Date and time as indicated in their Admit Card issued by the NTA. Under no circumstances the choice of cities for centre and shift provided in the Admit Card shall be changed.
- k. No candidate, without the special permission of the Centre Superintendent or the

Invigilator concerned, will leave his/her seat or Examination Room/Hall until the full duration of the paper is over. Candidates must follow the instructions strictly as instructed by the Centre Superintendent/Invigilators.

- l. Candidates should not be in possession of any material listed in the list of prohibited material.
- m. All calculations/writing work are to be done only in the rough sheet provided at the centre in the examination Room/Hall and on completion of the test candidates must hand over the rough sheets to the invigilator on duty in the Room/Hall.
- n. The candidates must sign and paste the photograph on the Attendance Sheet at the appropriate place.
- o. The candidates are governed by all Rules and Regulations of the NTA with regard to their conduct in the Examination Hall. All cases of **Unfair means** will be dealt with as per rules.

## 10.2. Prohibited Materials

Candidates are not allowed to carry any textual material, Calculators, Docu Pen, Slide Rules, Log Tables and Electronic Watches with facilities of calculator, printed or written material, bits of papers, mobilephone, Blue-tooth devices, pager or any other electronic gadget/ device etc.

- The candidates are prohibited to bring any kind of electronic gadgets/device in the examination room/hall.
- If any candidate is in possession of any of the above item, his/ her candidature will be treated as unfair means and lead to cancellation of the current examination & also debar the candidate for future examination(s) & the material will be seized.
- Smoking, chewing gutka, spitting etc. in the Examination Room/Hall is strictly prohibited.
- Instrument/Geometry/Pencil box, Handbag, Purse, Any kind of Paper/ Stationery, Eatables/snacks and Tea/coffee/cold drinks/Water (loose or packed), Mobile Phone/ Ear Phone/Microphone/Pager, Calculator, Camera, Tape Recorder, any metallic item or electronic gadgets etc. are NOT allowed in the examination Room/Hall.

***Diabetic students will be allowed to carry eatables like sugar tablets/fruits (like banana/ apple/orange) and transparent water bottle to the examination hall. However, they will not be allowed to carry packed foods like chocolate/candy/sandwich etc.***

## 11. Centres for AIAPGET-2020

- 11.1. The list of cities where Examination Centers are located is given at **Annexure – I**. Candidates shall appear at the centre as shown on their Admit Cards at their own cost. No TA, DA or any accommodation facility will be admissible for appearing in AIAPGET 2020.
- 11.2. Candidate have the option of choosing the city for the examination during the online registration. As per the availability of seat the name of the city would be reflected. The allotment of the city for examination would be on first come first serve basis.



- 11.3 Candidates are advised to familiarize themselves with the location of test centre and plan travel time accordingly. Candidates have to reach the test centers on or before the reporting time. Candidates may note that late entry to the examination premises is not permitted under any circumstances. NTA/AIIA/MoA shall not be responsible for any delayed arrival of the candidate in reaching the centre due to any reason.
- 11.4 All candidates at the centre shall be frisked by security personnel and biometric information shall be captured.
- 11.5 Identity checks will be made upon arrival at the test centre to ensure that there are no unauthorized candidates appearing for the test. Candidates are required to cooperate with the security personnel for security checks.
- 11.6 Please note that only registered candidates will be allowed at the Examination Centre.
- 11.7 Friends or relatives accompanying the candidates shall not be allowed entry in the test centre under any circumstances and will not be allowed to contact the candidate while the examination process is going on.

## **12. Results**

### **12.1 Qualifying Criteria**

The qualifying criteria for AYUSH MD / MS / PG DIPLOMA courses shall be as per CCIM/CCH and Ministry of AYUSH, Govt of India directions.

### **12.2 Date of Declaration of Result:**

The result for AIAPGET 2020 will be declared on the NTA's website and date will be **intimated later on the website.**

### **12.3 Validity of AIAPGET 2020 result**

The validity of the result of AIAPGET 2020 shall be only for the current admission year i.e. 2020-21 academic year for MD / MS / PG DIPLOMA AYUSH PG courses and cannot be carried forward for the next session of admission for MD / MS / PG DIPLOMA AYUSH courses.

### **12.4 Tie Breaker Criteria**

In the event of two or more candidates obtaining same mark/Rank, the merit position shall be determined by using following tie breaker criteria in descending order:

1. Candidate having lesser number of negative responses in the whole paper will be placed at a better merit position.
2. Candidate having higher percentage of Marks during entire BAMS/ BUMS/BHMS/BSMS course will be placed at a better merit position .
3. Candidate older in age will be placed better in the merit position.

### **12.5 Result and Counselling:**

The results will be declared by NTA as a combined merit list for All India for

Ayurveda, Unani, Siddha and Homeopathy streams separately and counselling will be initiated by AACCC for All India AYUSH quota seats, whereas all concerned States / Union Territories/Universities/Deemed Universities /Institutions shall advertise to invite the application from the candidates appeared in AIAPGET 2020 for admission to the seats available for AYUSH PG courses under different disciplines/categories approved by the concerned authorities.

The concerned States/University/Concerned Authority as per applicable Regulation and/or their eligibility criteria, guidelines and applicable reservation policies will prepare their own merit list based on AIAPGET 2020 result for counselling and further admission process.

- a. The date of declaration of result will be intimated later on the website.
- b. The mark sheet-cum-result certificate for AIAPGET 2020 examination can be downloaded from the website [www.ntaaiapget.nic.in](http://www.ntaaiapget.nic.in) after the declaration of result.

**There is no provision for rechecking/re-evaluation/re-totaling of the result/score and no query in this regard will be entertained.**

### **13. Procedure of Declaration of result**

#### **Display of recorded responses and Answer key for Challenge**

- The NTA will display provisional Answer Key of the questions on the NTA website [www.nta.ac.in](http://www.nta.ac.in), <https://ntaaiapget.nic.in> to provide an opportunity to the candidates to challenge the Answer Key. The Answer Keys are likely to be displayed for three days.
- The Candidates will be given an opportunity to make a challenge online against the Answer Key on payment of Rs.1000/- per question challenged as processing charges.
- The NTA will also display the question paper attempted by the candidate on the NTA website prior to declaration of result. The question paper attempted is likely to be displayed for three days.
- The NTA's decision on the challenges shall be final and the result will be declared on the basis of final answer keys.

### **14. Procedure for appearing in Computer Based Test (CBT) (Annexure-VII)**

- (a) A computer terminal (node) indicating Roll Number will be allocated to each candidate. Candidates should find and sit on their allocated computers only. Any candidate found to have changed room/hall or the computer on their own rather than the one allotted would be liable to cancellation of candidature and no plea in this regard would be entertained.
- (b) The computer terminal allotted to the candidate will display Welcome login screen, Candidate's photograph and subject code/discipline opted by the candidate. For login, the candidate will have to enter **login-ID and password**.

- (c) After logging in, the candidate shall be able to see the detailed instructions for the examination. Candidates are advised to go through the instructions carefully regarding the type of questions and Marking Scheme. At the designated time of start of the examination, the candidates will be able to proceed and see the questions on the computer screen.

The keyboard attached to the computer, if any, will be disabled during the entire duration of the examination. Depending on the type of question, the answers to questions can either be entered by clicking on the virtual on-screen keyboard (numeric or otherwise) using the computer mouse or by clicking the chosen option(s) using the computer mouse.

**Candidates will have the option to change/modify answers already entered anytime during the entire duration of the examination.**

In case the computer/mouse allotted to any candidate malfunctions anytime during the test, the candidate will be immediately allotted another computer system and the time lost due to this will be adjusted in the server so as to give the candidate the full allotted time.

- (d) The on-screen computer clock counter of every candidate will be set at the server. The countdown timer in the top right side of computer screen will display the time remaining (in minutes) available for the candidate to complete the examination. When the timer reaches zero, the examination will end by itself. Candidate will not be required to end or submit the examination.
- (e) The Question Palette displayed on the right side of screen will show the status of each question using one of the following text/color codes/symbols.



You have not visited the question yet.



You have not answered the question.



You have answered the question.



You have NOT answered the question, but have marked the question for review.



The question(s) “answered and marked for Review” will be considered for evaluation.

The question(s) “Answered and Marked for Review” status for a question indicates that candidate would like to have a relook at that question again. A candidate has the option of answering a question and simultaneously placing it under “Marked for Review”, these answers will be considered for evaluation. However, if a candidate has simply put “Marked for Review” for a question without answering it, the corresponding question ‘Marked for Review’ without an answer will not be considered for evaluation. It may be noted that a candidate can return to any “Marked for Review” question any time during the examination by clicking on the corresponding question number icon displayed on the Question Palette of the corresponding section.

- (f) Candidate can click on an arrow/symbol which appears to the left of question

palette to collapse the question palette thereby maximizing the question viewing window. To view the question palette again, candidate can click on arrow/symbol which appears on the right side of question window.

- (g) Candidate can click to navigate to the bottom and to navigate to the top of the question area, without scrolling. Using the computer mouse the candidate can scroll up and down the question viewing area for viewing the entire question.
- (h) The full paper can be viewed by clicking the “Question Paper” icon on the top right corner of the screen.
- (i) Blank Sheets for doing rough work/calculations shall be provided to the candidates. The Blank Sheets would have a Header page for the candidates to write down his/her Name and Roll Number. All calculations/writing work are to be done only in the Blank Sheets provided at the Centre in the Examination Room/Hall and on completion of the test, candidates must hand over the rough sheets to the invigilator on duty in the Room/Hall.

(j) **Navigating to a Question**

To navigate between questions within a Paper, candidate needs to do the following:

- (a) Click on the question number in the Question Palette at the right of the screen to go to that numbered question directly. Note that using this option does NOT save the answer to the currently displayed question.
- (b) Click on “Save & Next” to save the answer of any question. Clicking on “Save & Next” will save the answer for the current question and the next question will be displayed on the candidate’s computer screen.
- (c) Click on “Mark for Review & Next” to mark a question for review (without answering it) and proceed to the next question.

(k) **Answering a Question**

To navigate between questions within a Paper, candidate needs to do the following:

(i) Procedure for answering a multiple choice type question:

- (a) To select the option(s), click on the corresponding button(s) of the option(s).
- (b) To deselect the chosen answer, click on the button of the chosen option again or click on the “Clear Response” button.
- (c) To save the answer, the candidate MUST click on the “Save & Next” button.
- (d) To mark the question for review (without answering it), click on the “Mark for Review & Next” button.

(l) **Navigating through sections:**

- (a) Sections in the question paper are displayed on the top bar of the screen. Questions in a section can be viewed by clicking on the section name. The

section in which candidate is currently viewing will be highlighted.

- (b) After clicking the “Save & Next” button on the last question for a section, candidate will automatically be taken to the first question of the next section.
  - (c) Candidate can shuffle between sections and questions within sections any time during the examination as per the convenience only during the time stipulated.
  - (d) Candidate can view the corresponding section summary as part of the legend that appears in every section above the question palette.
- (m) **Procedure for answering questions that require inputs from on-screen virtual key board (numeric or otherwise):**
- (a) Candidate will have to use the on-screen virtual keyboard (that would be displayed just below the question statement of these type of questions) and the attached computer mouse to enter his/her answer in the space provided for answer.
  - (b) The answer can be changed, if required, anytime during the test. To save the answer, the candidate MUST click on the “Save & Next” button.
  - (c) To mark the question for review (without answering it), click on the “Mark for Review & Next” button.

**Candidate will have the option to change previously saved answer of any question, anytime during the entire duration of the test. To change the answer to a question that has already been answered, first select the corresponding question from the Question Palette, then click on “Clear Response” to clear the previously entered answer and subsequently follow the procedure for answering that type of question.**

- (n) **Rough Work:**

All calculations/writing work is to be done only in the rough sheet provided at the Centre in the examination Room/Hall and on completion of the test candidates must hand over the rough sheets to the invigilator on duty in the Room/Hall.

## **15. Test Practice Centres (TPCs) (Annexure - VIII)**

The Ministry of Human Resource Development has mandated the NTA to set up, establish and create a network of Test Practice Centres for candidates, especially in remote and rural areas to enable them to practice and be comfortable in taking a Computer Based Test (CBT). This facility is completely free of cost. Candidates can register online (on NTA website) where they are provided a convenient TPC near their location to practice on a given computer node. This facilitates the process of being able to take a Computer Based Test (CBT). The entire experience of using a computer is

close to the actual experience of taking a CBT. All efforts are made to provide practice tests and questions so that candidates can familiarize themselves with logging into the system, go through the detailed instructions regarding the test, use the mouse or numeric keyboard on screen (virtual) for attempting each question, scroll down to the next question, navigate between questions, review and edit their options and submit answers.

## **16. Caution Notice & Non-Disclosure Agreement (India)**

### **16.1. Caution Notice**

- a) Candidates are advised to refer to AIAPGET 2020 website [www.ntaaiapget.nic.in](http://www.ntaaiapget.nic.in) for authentic information and periodic updates about AIAPGET 2020.
- b) Candidates are advised not to be allured by various claims of any party or person or institute for qualifying AIAPGET 2020 examination or securing seat.
- c) Candidates are advised to bring any such information to the notice to NTA by e-mail on [aiapget@nta.ac.in](mailto:aiapget@nta.ac.in) and to AIIA on [aiapget@gmail.com](mailto:aiapget@gmail.com).

### **16.2. NON-DISCLOSURE AGREEMENT (NDA)**

- a) AIAPGET 2020 is a proprietary examination and is conducted by NTA/AIIA on behalf of Ministry of AYUSH (MoA), Govt. of India. The contents of this exam are confidential, proprietary and are owned by NTA/AIIA and explicitly prohibits the candidate from publishing, reproducing or transmitting any or some contents of this test, in whole or in part, in any form or by any means, verbal or written, electronic or mechanical or for any purpose. Hangouts, Blogs etc. using either one's own account or proxy account (s).
- b) By registering for and /or appearing in AIAPGET 2020, the candidate explicitly agrees to the above Non-Disclosure Agreement and general terms of use for AIAPGET 2020 as contained in this Information Bulletin & AIAPGET 2020 website [www.ntaaiapget.nic.in](http://www.ntaaiapget.nic.in)
- c) Violation of any act or breach of the same shall be liable for penal action and cancellation of the candidature at the bare threshold.

## **17. Unfair Means**

- 17.1 Following cases before, during or after the examination shall be deemed as unfair means. Candidates may note that this is not the exclusive list, rather certain general cases.
- 17.2 Any wrong/false statement by a candidate in the application form for AIAPGET or in the Counselling Form for admission to any of the institution or production of a false document.
- 17.3 Tampering with any entry in the certificate or statement of marks or any certificate issued by any government or non-government body or any other document, noticed at any stage



- 17.4 Use/possession of any kind of electronic gadgets including mobile phones with or without internet (whether the gadgets are actually used or not).
- 17.5 Possession of any note-book(s) or notes or chits or any other unauthorized material concerning the subject pertaining to the examination paper.
- 17.6 Anything written on any part of clothing, body, desk, table or any instrument such as setsquare, protractor, blotting paper and question paper etc.
- 17.7 Giving or receiving assistance directly or indirectly of any kind or attempting to do so.
- 17.8 Change of seat without the permission of Examination Superintendent/In charge of Computer Laboratory.
- 17.9 Contacting or communicating or trying to do so with any person, other than the Examination Staff, during the examination time in the test examination center/ Computer Laboratory.
- 17.10 Impersonation.
- 17.11 Using or attempting to use any other undesirable method or means in connection with the examination.
- 17.12 Running away or swallowing or destroying any note or paper or material found with him/her.
- 17.13 Threatening any of the officials connected with the conduct of the examinations or threatening of any of the candidates.
- 17.14 Exchanging any material related to the question/solution or copying from unauthorized material.
- 17.15 Hacking or attempting to hack or causing interference with the website of NTA/AIIA, AIAPGET or its Technology Partner(s) or their Information Technology systems.
- 17.16 Tampering with Information Technology systems of NTA/AIIA or Technology Partner(s) or Computer Laboratory.
- 17.17 Damaging the computer systems of computer Laboratory.
- 17.18 Candidate found to have attempted or trying to attempt personally or through another person to influence or pressurize an examiner, or any officer or official connected with AIAPGET 2020 or its technology partner, either at the NTA/AIIA or at the office of technology partner or their respective residence(s), in any matter concerned with the AIAPGET 2020.
- 17.12 All candidates appearing or have appeared in AIAPGET 2020 are governed by Non- Disclosure Agreement (NDA) which prohibits the candidate from publishing, reproducing or transmitting any or some contents of the test, in whole or in part, in any form or by any means verbal or written, electronic or mechanical or for any purpose. Any candidate violating the NDA will be treated

as unfair means case (UMC).

- 17.20 Any act of candidate/any person which is detrimental to safe, secure and smooth conduct of examination and the decision of organizer of the test in this regard shall be final.
- 17.21 Candidate is found talking/peeping to another candidate's computer during the examination hours in the examination room.
- 17.22 A candidate who refuses to obey the Superintendent of Examination center/ Computer Lab and changes his/her seat with another candidate and/or creates disturbance of any kind during the examination and/or otherwise misbehaves in the examination hall.
- 17.23 A candidate found copying from notes written on any part of his/her clothing, body, desk or table or instrument like setsquares, protractors, scales etc. or who is found guilty of concealing, disfiguring, rendering illegible, swallowing or destroying any notes or papers or material found with him/her or found exchanging question with solution or talking to a person or consulting notes or books outside the Examination Hall, while going to the toilet or in the toilet.
- 17.24 Any candidate found guilty of having adopted anyone or more of the above Unfair means/misconduct is liable to be penalized with a penalty by the authority, which may vary from cancellation of the examination/expulsion up to next 07 years and/or cancellation of candidature as may be decided by Examinations authority after considering each case.
- 17.25 The above list is purely indicative. If any act of omission or commission attributed to the candidate/intent by the candidate to vitiate the sanctity of the examination in decision of concerned authority shall be taken up as unfair means.
- 17.26 **Disclaimer-** The decision of AllIA/MoA shall be final and binding for declaration of any person / candidate guilty of foregoing or such offence as shall be classified as Unfair Means Case (UMC).

## 18. Reservation

- 18.1 For All India States/Union Territories Quota Seats and Private AYUSH Colleges/ Institutes/ Universities/Deemed Universities.

Reservation policy and guidelines applicable in All India different States / Union Territories of India will be followed for their respective All India / State /Union territory quota seats.

- a. Each owner of the seat whether All India or State Quota or Private Universities or Institutions shall continue to prepare their merit list based on applicable Regulation and/or their eligibility criteria.
- b. AllIA/MoA shall be providing only the data of candidates and their results without applying the reservation prevalent in the All India States/Union territories of India/ Private AYUSH

Colleges/Institutes/Universities/ Deemed Universities. The merit list/category wise merit list for the All India States/UT/ Private AYUSH Colleges/Institutes/Universities/ Deemed Universities concerned shall be generated by the **AACCC**/ States/UT/Universities/Institutions/ Deemed Universities themselves as per applicable Regulation and/or their qualifying criteria, applicable guidelines and reservation policies.

## 19. Counselling for AYUSH Seats

NTA has no role in counselling. **AACCC will conduct counselling for admission to all India quota seats** and concerned State AYUSH Authority(s) / Counselling Authority(s) of the States/UT/ Universities/ Deemed University /AYUSH Colleges/ Institutes will conduct counselling for admission based on candidate choice and fulfillment of their eligibility criteria, guidelines, domicile criteria, applicable reservation policies etc.

## 20. Availability of AYUSH MD/MS/PG Diploma PG Seats for 2020-21

Candidates may visit websites of CCIM/CCH/MoA for details of seats available in various institutions under various disciplines. ([www.ayush.gov.in](http://www.ayush.gov.in))

## 21. Display of Recorded Responses and Acceptance of challenges

- 21.1 Challenges would be accepted and dates will be intimated later on website.
- 21.2 The candidate has to login to the portal through his registration number and password.
- 21.3 The candidate can enter objection regarding the questions only from the question paper.
- 21.4 The candidate has to pay Rs 1000/- for each challenged question.
- 21.5 The challenges shall be processed after the closure of the window. Challenges if found to be valid would reflect in revised key.

## 22. Correspondence with NTA

All the correspondence should be addressed by e-mail to NTA on [aiapget@nta.ac.in](mailto:aiapget@nta.ac.in). The email query shall be addressed only if it is not anonymous and contains the name, Registration/Application No, postal address and contact number of the sender. An email containing vague or general queries and other queries as contained in the Information Bulletin shall not be entertained. Queries shall not be entertained from person claiming to be representatives, associates or offciates of the applicant candidate. The following information shall not be revealed by phone or email:

- a. Internal documentation/status.
- b. Internal decision making process of NTA. Any claim/counter claim thereof.
- c. Dates & venue of internal meetings or name of the staff/officers dealing with it.
- d. Any information which in the opinion of NTA cannot be revealed.

## **23. Common Services Centres/Facilitation Centres (Annexure-X)**

Candidates who are not well conversant to submit the online application due to various constraints, can use the services of Common Services Centre, Ministry of Electronics and Information Technology, Government of India under the Digital India initiatives of Hon'ble Prime Minister. The Common Services Centre (CSC) scheme is a part of the ambitious national e-Governance Plan (NeGP) of Government of India and is managed at each village panchayat level by a Village level Entrepreneur (VLE).

There are more than 1.5 lakhs Common Services Centres (CSC) across the country which will provide the desired support to candidates from urban as well as rural areas in online submission of application form and payment of fee through e-wallet. The list of the Common Services Centre is available on website: [www.csc.gov.in](http://www.csc.gov.in).

## **24. Legal Jurisdiction**

All disputes pertaining to the conduct of AIAPGET- 2020 Examination including Results shall fall within the jurisdiction of Delhi only. Further, any legal question arising out of the Examination shall be entertained only when raised within 30 days from the declaration of result.

The Senior Director (Administration) of the NTA shall be the official by whose designation the NTA may sue or be sued.

## List of Examination Cities for AIAPGET-2020

Code	City	Code	City
UP01	Agra	KL11	Kottayam
GJ01	Ahmedabad/Gandhinagar	UP12	Lucknow
KK04	Bengaluru	MR16	Mumbai/Navi Mumbai
MP03	Bhopal	MR17	Nagpur
OR04	Bhubaneswar	MR19	Nasik
CH01	Chandigarh/Mohali	BR07	Patna
TN01	Chennai	MR22	Pune
UK01	Dehradun	CG03	Raipur
DL01	Delhi NCR	JH04	Ranchi
KL04	Ernakulam/Kochi	UK06	Roorkee
AM02	Guwahati	WB11	Siliguri
TL01	Hyderabad	JK04	Srinagar
RJ06	Jaipur	GJ11	Surat
JK02	Jammu	KL17	Thiruvananthapuram
UP11	Kanpur	KL18	Thrissur
MR14	Kolhapur	AP17	Vijayawada
WB10	Kolkata		

**State Wise List of Colleges**

List of permitted ASU & H Post Graduate colleges is updated from time to time on the website of Ministry Of Ayush namely “[www.ayush.gov.in](http://www.ayush.gov.in)”



**Processing Charges and Goods and Service Taxes (GST) and Procedure for  
Payment of Fee**

**Mode of Payment of Fee/ Service Provider and Service/Processing charges & GST**

After completing Step-3 of Online Application Form, candidates may remit the examination fee (Step -4) by choosing the following options:

**Debit Card/ Credit card, Net Banking/UPI/ PAYTM:**

- Check the validity of the Debit/ Credit Card and keep it ready with you while logging on to website for submitting application form. Candidate should enter the information asked for and make payment through Debit/ Credit Card.
- Through Net Banking, check the balance in your account and keep all credentials ready with you while logging on to website for submitting application form. Candidate should Login with his/her credentials of net banking and make payment through Net Banking.
- Through UPI service
- Through PAYTM service.

\*Applicable Service/Processing charges & GST are to be paid by the candidate.

Note: In case, the fee payment status is not 'OK' the candidates are advised as following: -

- (i) If the fee is paid through credit/debit/Net Banking/PAYTM/UPI and status is not OK, it means the transaction is cancelled. Therefore, such candidates have to pay the fee once again and ensure the OK fee status.
- (ii) For cancelled transactions, the amount will, automatically, be refunded by the concerned Bank to concerned credit/debit card. The candidate has to pursue with the concerned bank for refund.

Helpdesk: For any transaction related queries/ inquiry, please contact at:

**(a) If Paying using ICICI Bank:**

Level	Name	Email ID	Contact Number
1	Aiysha Khatun	<a href="mailto:support.nta@ingenico.com">support.nta@ingenico.com</a>	01204728426
2	Karan Sinha	<a href="mailto:kaaran.sinha@icicibank.com">kaaran.sinha@icicibank.com</a>	8826107923
3	Jai Sethi	<a href="mailto:Jai.sethi@icicibank.com">Jai.sethi@icicibank.com</a>	9013799596

**(b) If Paying using Syndicate Bank:**

Level	Name	Email ID	Contact Number
1	Helpdesk	<a href="mailto:pgsupport@billdesk.com">pgsupport@billdesk.com</a>	01202400850/1 9971262371
2	Complaint Management Services	<a href="mailto:ro.noida@syndicatebank.co.in">ro.noida@syndicatebank.co.in</a>	01202400850/1
3	Customer Care	<a href="mailto:ro.noida@syndicatebank.co.in">ro.noida@syndicatebank.co.in</a>	9971262371
4	Through SMS	<a href="mailto:ro.noida@syndicatebank.co.in">ro.noida@syndicatebank.co.in</a>	01202400850/1

**(c) If Paying using Paytm:**

Level	Name	Email ID	Contact Number
1	Education Payment Support	<a href="mailto:education.support@paytm.com">education.support@paytm.com</a>	0120-4789521
2	Ambreen Fatma	<a href="mailto:education.support@paytm.com">education.support@paytm.com</a>	+91-8800752742

## Annexure – IV (A)

**Certificate of Disability**  
**(In case of amputation or complete permanent paralysis of limbs or dwarfism and in case of blindness)**  
**[See rule 18 (1)]**  
**(Name and Address of the Medical Authority issuing the Certificate)**

Recent passport size  
attested photograph  
(same as uploaded on the  
online Application Form)  
(Showing face only) of the

Certificate No. \_\_\_\_\_

Date: \_\_\_\_\_

This is to certify that I have carefully examined Shri/Smt./Kum. \_\_\_\_\_  
Son/wife/daughter of Shri \_\_\_\_\_ Date of birth (DD/MM/YY) \_\_\_\_\_ Age  
\_\_\_\_\_ Years, male/female \_\_\_\_\_ registration No. \_\_\_\_\_ Permanent  
resident of House No. \_\_\_\_\_ Ward/Village/Street \_\_\_\_\_ Post office  
\_\_\_\_\_ District \_\_\_\_\_ State \_\_\_\_\_, whose photograph is affixed  
above, and am satisfied that:

(A) he/she is a case of:

- Locomotor disability
- dwarfism
- blindness

(Please tick as applicable)

(B) The diagnosis in his/her case is \_\_\_\_\_.

(A) he/she has \_\_\_\_\_% (in figure) \_\_\_\_\_ percent (in words) permanent locomotor  
disability/ dwarfism/ blindness in relation to his/her \_\_\_\_\_ (Part of body) as per guidelines  
(\_\_\_\_\_ number and date of issue of the guidelines to be specified).

2. The applicant has submitted the following documents as proof of residence:-

Nature of Document	Date of Issue	Details of authority issuing certificate

(Signature and Seal of Authorised Signatory of  
notified Medical Authority)

Signature/thumb impression  
of the person in whose favour  
certificate of disability is  
issued

## Annexure - IV (B)

Certificate of Disability  
(In case of multiple disabilities)  
[See rule 18 (1)]  
(Name and Address of the Medical Authority issuing the Certificate)

Recent passport size  
attested photograph  
(same as uploaded  
on the online  
Application Form)  
(Showing face only) of  
the person with  
disability.

Certificate No. \_\_\_\_\_

Date: \_\_\_\_\_

This is to certify that we have carefully examined Shri/Smt./Kum. \_\_\_\_\_ Son/wife/daughter  
of Shri \_\_\_\_\_ Date of birth (DD/MM/YY) \_\_\_\_\_ Age \_\_\_\_\_ Years, male/female  
\_\_\_\_\_. Registration No. \_\_\_\_\_ Permanent resident of House No. \_\_\_\_\_  
Ward/Village/Street \_\_\_\_\_ Post Office \_\_\_\_\_ District \_\_\_\_\_  
State \_\_\_\_\_ whose photograph is affixed above, and am satisfied that:

(A) he/she is a case of Multiple Disability. His/her extent of permanent physical impairment/disability has been evaluated as per guidelines (\_\_\_\_\_ number and date of issue of the guidelines to be specified) for the disabilities ticked below, and is shown against the relevant disability in the table below:

Sl. No.	Disability	Affected part of body	Diagnosis	Permanent physical impairment/mental disability (in %)
1.	Locomotor disability	@		
2.	Muscular Dystrophy			
3.	Leprosy cured			
4.	Dwarfism			
5.	Cerebral Palsy			
6.	Acid attack Victim			
7.	Low vision	#		
8.	Blindness	#		
9.	Deaf	£		
10.	Hard of Hearing	£		
11.	Speech and Language disability			
12.	Intellectual Disability			
13.	Specific Learning Disability			
14.	Autism Spectrum Disorder			
15.	Mental Illness			
16.	Chronic Neurological Conditions			
17.	Multiple sclerosis			
18.	Parkinson's disease			
19.	Haemophilia			
20.	Thalassemia			
21.	Sickle Cell disease			

(B) In the light of the above, his/her over all permanent physical impairment as per guidelines (\_\_\_\_\_ number and date of issue of the guidelines to be specified), is as follows:-

In figure:- \_\_\_\_\_ percent

In words:- \_\_\_\_\_ percent

2. This condition is progressive/non-progressive/likely to improve/ not likely to improve.

3. Reassessment of disability is:

(i) Not necessary,

Or

(ii) is recommended/after \_\_\_\_\_ years \_\_\_\_\_ months, and therefore this certificate shall be valid till \_\_\_\_\_ (DD) (MM) (YY)

@ - e.g. Left/right/both arms/legs

# - e.g. Single eye

£ - e.g. Left/Right/both ears

4. The applicant has submitted the following document as proof of residence:-

Nature of document	Date of issue	Details of authority issuing certificate

5. Signature and seal of the Medical Authority.

Name and Seal of Member	Name and Seal of Member	Name and Seal of the Chairperson

Signature/thumb impression of the  
person in whose favour certificate of  
disability is issued.

## Annexure - IV (C)

### Certificate of Disability

(In case other than those mentioned in forms V and VI)  
(Name and Address of the Medical Authority issuing the Certificate)  
[See rule 18 (1)]

Recent passport size  
attested photograph

(Showing face only)  
of the person with  
disability.

Certificate No. \_\_\_\_\_

Date: \_\_\_\_\_

This is to certify that we have carefully examined Shri/Smt/Kum. \_\_\_\_\_ Son/wife/daughter of Shri \_\_\_\_\_ Date of birth (DD/MM/YY) \_\_\_\_\_ Age \_\_\_\_\_ Years, male/female \_\_\_\_\_ Registration No. \_\_\_\_\_ Permanent resident of House No. \_\_\_\_\_ Ward/Village/Street \_\_\_\_\_ post office \_\_\_\_\_ District \_\_\_\_\_ State \_\_\_\_\_, whose photograph is affixed above, and am satisfied that he/she is a case of \_\_\_\_\_ disability. His/her extent of percentage physical impairment/disability has been evaluated as per guidelines (\_\_\_\_\_ number and date of issue of the guidelines to be specified) and is shown against the relevant disability in the table below:-

Sl. No.	Disability	Affected part of body	Diagnosis	Permanent physical impairment/mental disability (in %)
1.	Locomotor disability	@		
2.	Muscular Dystrophy			
3.	Leprosy cured			
4.	Cerebral Palsy			
5.	Acid attack Victim			
6.	Low vision	#		
7.	Deaf	£		
8.	Hard of Hearing	£		
9.	Speech and Language disability			
10.	Intellectual Disability			
11.	Specific Learning Disability			
12.	Autism Spectrum Disorder			
13.	Mental illness			
14.	Chronic Neurological Conditions			
15.	Multiple sclerosis			
16.	Parkinson's disease			
17.	Haemophilia			
18.	Thalassemia			
19.	Sickle Cell disease			

(Please strike out the disabilities which are not applicable)

2. The above condition is progressive/non-progressive/likely to improve/ not likely to improve.

3. Reassessment of disability is:

(i) not necessary, or

(ii) is recommended/after \_\_\_\_\_ years \_\_\_\_\_ months, and therefore this certificate shall be valid till (DD)/(MM)/(YY) \_\_\_\_\_

@ - e.g. Left/right/both arms/legs

# - e.g. Single eye/ both eyes

£ - e.g. Left/Right/both ears

4. The applicant has submitted the following document as proof of residence:-

Nature of document	Date of issue	Details of authority issuing certificate

Signature/thumb impression of the person in whose favour certificate of disability is issued.

(Authorised Signatory of notified Medical Authority)  
(Name and Seal)

Countersigned  
{Countersignature and seal of the Chief Medical officer/medical superintendent/Head of Government hospital, in case the Certificate is issued by a medical authority who is Not a Government servant (with seal)}

Note: In case this certificate is issued by a medical authority who is not a Government servant, it shall be valid only if countersigned by the Chief Medical Officer of the District

**ANNEXURE V**

**Certificate regarding physical limitation in an examinee to write**

This is to certify that, I have examined Mr/Ms/Mrs \_\_\_\_\_ (name of the candidate with disability), a person with \_\_\_\_\_ (nature and percentage of disability as mentioned in the certificate of disability), S / o / D / o \_\_\_\_\_, a resident of \_\_\_\_\_ (Village/District/State) and to state that he/she has physical limitation which hampers his/her writing capabilities owing to his/her disability.

Signature  
Chief Medical Officer/ Civil Surgeon/ Medical Superintendent of a  
Government health care institution

Name & Designation  
Name of Government Hospital/Health Care Centre with Seal

Place:

Date:

**Note:**

Certificate should be given by a specialist of the relevant stream/disability (eg. Visual impairment – Ophthalmologist, Locomotor disability – Orthopedic specialist/PMR).



## ANNEXURE VI

### Letter of Undertaking for Using Own Scribe

I \_\_\_\_\_, a candidate with \_\_\_\_\_ (name of the disability) appearing for the \_\_\_\_\_ (name of the examination) bearing Roll No. \_\_\_\_\_ at \_\_\_\_\_ (name of the centre) in the District \_\_\_\_\_, \_\_\_\_\_ (name of the State). My qualification is \_\_\_\_\_.

I do hereby state that \_\_\_\_\_ (name of the scribe) will provide the service of scribe/reader/lab assistant for the undersigned for taking the aforesaid examination.

I do hereby undertake that his qualification is \_\_\_\_\_. In case, subsequently it is found that his qualification is not as declared by the undersigned and is beyond my qualification, I shall forfeit my right to the admission and claims relating thereto.

(Signature of the candidate with Disability)

Place:

Date:

Photograph of  
scribe

(Self- Attested Photograph)

Name of Scribe	ID of the Scribe	ID Number

## Computer Based Test (CBT)

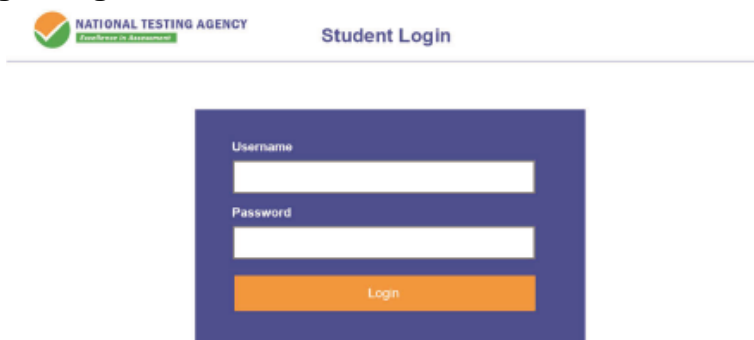
The major examinations being conducted by NTA will be Computer Based Test (CBT). A CBT requires candidates to sit in front of a computer terminal (node) allocated to them against their Roll number and Admit card. After logging the candidate will get detailed instructions for the examinations. At the designated time of start of examination, the candidates will be able to proceed and see the questions on the computer screen using the computer mouse. Candidates will have the option to change / modify/ edit / answers already entered any time during the examination.

### Procedure for appearing in Computer Based Test (CBT):

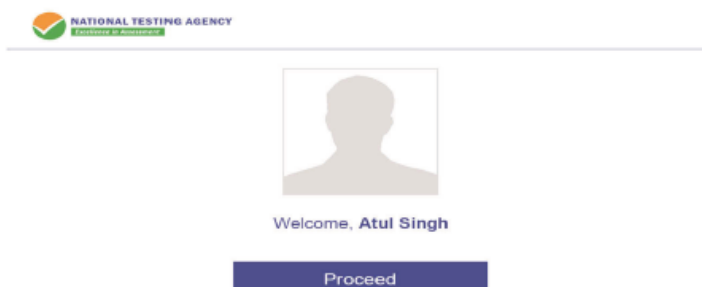
(Sample/mock test will be available on NTA website: [www.nta.ac.in](http://www.nta.ac.in) for hands on practice)

- (a) A computer terminal (node) indicating roll number will be allocated to each candidate. Candidates should find and sit on their allocated computers only. Any candidate found to have changed room/hall or the computer on their own other than the one allotted would lead to cancellation of candidature and no plea in this regard would be entertained.
- (b) For login, the candidate will have to enter **login-ID and password**. The computer terminal allotted to the candidate will display WELCOME login screen, Candidate's photograph and NET subject opted by the candidate.

### Candidate Login Page



### Candidate Welcome Screen










- (c) After login, the candidate shall be able to see the detailed instructions for the examination. Candidates are advised to go through the instructions carefully regarding the type of questions and marking scheme. At the designated time of start of the examination, the candidates will be able to proceed and see the questions on the computer screen.

## General Instruction Page

View in : English

Please read the instructions carefully

**General Instructions:**

- Total duration of examination is 60 minutes.
- The clock will be set at the server. The countdown timer in the top right corner of screen will display the remaining time available for you to complete the examination. When the timer reaches zero, the examination will end by itself. You will not be required to end or submit your examination.
- The Question Palette displayed on the right side of screen will show the status of each question using one of the following symbols:
  -  You have not visited the question yet.
  -  You have not answered the question.
  -  You have answered the question.
  -  You have NOT answered the question, but have marked the question for review.
  -  The question(s) "Answered and Marked for Review" will be considered for evaluation.The Marked for Review status for a question simply indicates that you would like to look at that question again.
- You can click on the ">" arrow which appears to the left of question palette to collapse the question palette thereby maximizing the question window. To view the question palette again, you can click on "<" which appears on the right side of question window.
- You can click on your "Profile" image on top right corner of your screen to change the language during the exam for entire question paper. On clicking of Profile image you will get a drop-down to change the question content to the desired language.
- You can click on  to navigate to the bottom and  to navigate to the top of the question area, without scrolling.

**Navigating to a Question:**

- To answer a question, do the following:
  - Click on the question number in the Question Palette at the right of your screen to go to that numbered question directly. Note that using this option does NOT save your answer to the current question.
  - Click on Save & Next to save your answer for the current question and then go to the next question.
  - Click on Mark for Review & Next to save your answer for the current question, mark it for review, and then go to the next question.

**Answering a Question:**

- Procedure for answering a multiple choice type question:
  - To select your answer, click on the button of one of the options
  - To deselect your chosen answer, click on the button of the chosen option again or click on the Clear Response button
  - To change your chosen answer, click on the button of another option
  - To save your answer, you MUST click on the Save & Next button
  - To mark the question for review, click on the Mark for Review & Next button.
- To change your answer to a question that has already been answered, first select that question for answering and then follow the procedure for answering that type of question.

**Navigating through sections:**

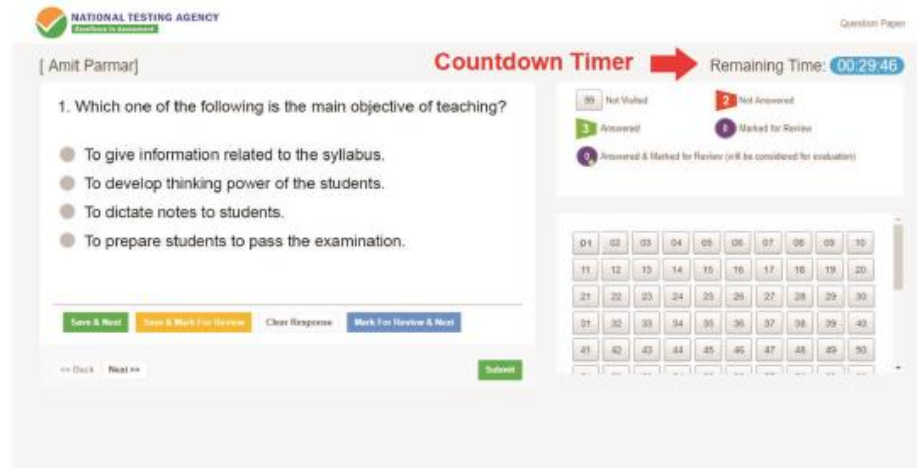
- Sections in this question paper are displayed on the top bar of the screen. Questions in a section can be viewed by clicking on the section name. The section you are currently viewing is highlighted.
- After clicking the Save & Next button on the last question for a section, you will automatically be taken to the first question of the next section.
- You can shuffle between sections and questions anytime during the examination as per your convenience only during the time stipulated.
- Candidate can view the corresponding section summary as part of the legend that appears in every section above the question palette

The keyboard attached to the computer, if any, will be disabled during the entire duration of the examination. Depending on the type of question, the answers to questions can either be entered by clicking on the virtual on-screen keyboard (numeric or otherwise) using the computer mouse or by clicking the chosen option(s) using the computer mouse. Candidates will have the option to change/modify answers already entered anytime during the entire duration of the examination.

In case the computer/mouse allotted to any candidate malfunctions anytime during the test, he/she will be immediately allotted another computer system and the time lost due to this will be adjusted in the server so as to give the candidate the full allotted time.

The on-screen computer clock counter of every candidate will be set at the server. The countdown timer in the top right side of computer screen will display the time remaining (in minutes) available for the candidate to complete the examination. When the timer reaches zero, the examination will end by itself. Candidate will not be required to end or submit the

examination.



(d) The Question Palette displayed on the right side of screen will show the status of each question using one of the following symbols:



The question(s) “Answered and Marked for Review” status for a question indicates that candidate would like to have a relook at that question again. A candidate has the option of answering a question and simultaneously “Marked for Review”, these answers will be considered for evaluation. However, if a candidate has simply put “Marked for Review” for a question without answering it, the corresponding question marked for review without an answer will not be considered for evaluation. It may be noted that a candidate can return to any “Marked for Review” question any time during the examination by clicking on the corresponding question number icon displayed on the Question Palette of the corresponding section.

- (e) Candidate can click on the “>” arrow which appears to the left of question palette to collapse the question palette thereby maximizing the question viewing window. To view the question palette again, candidate can click on “<” which appears on the right side of question window.
- (f) Candidate can click on to navigate to the bottom and to navigate to the top of the question area, without scrolling. Using the computer mouse the candidate can scroll up and down the question viewing area for viewing the entire question.

- (g) The full paper can be viewed by clicking the “Question Paper” icon on the top right corner of the screen.
- (h) Blank Sheets for doing rough work/calculations shall be provided to the candidates. The Blank Sheets would have a Header page for the candidates to write down his/her Name and Roll Number. All calculations/writing work are to be done only in the Blank Sheets provided at the centre in the examination Room/Hall and on completion of the test candidates must hand over the rough sheets to the invigilator on duty in the Room/Hall.
- (i) Navigating to a Question To navigate between questions within a Paper, candidate needs to do the following:
  - (a) Click on the question number in the Question Palette at the right of the screen to go to that numbered question directly. Note that using this option does NOT save the answer to the currently displayed question.
  - (b) Click on “Save & Next” to save the answer of any question. Clicking on “Save & Next” will save the answer for the current question and the next question will be displayed on the candidate’s computer screen.
  - (c) Click on “Mark for Review & Next” to mark a question for review (without answering it) and proceed to the next question.



#### (j) Answering a Question

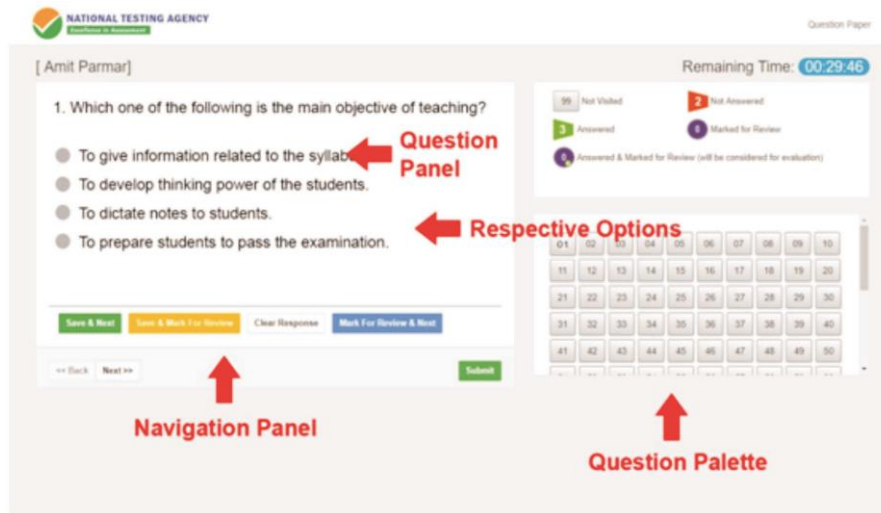
To navigate between questions within a Paper, candidate needs to do the following:

- (i) Procedure for answering a multiple choice type question:
  - (a) To select the option(s), click on the corresponding button(s) of the option(s).
  - (b) To deselect the chosen answer, click on the button of the chosen option again or click on the “Clear Response” button.
  - (c) To save the answer, the candidate MUST click on the “Save & Next” button.
  - (d) To mark the question for review (without answering it), click on the “Mark for Review & Next” button.

#### (k) Navigating through sections:

- (i) Sections in the question paper are displayed on the top bar of the screen. Questions in a section can be viewed by clicking on the section name. The section in which candidate is currently viewing will be highlighted.
- (ii) After clicking the “Save & Next” button on the last question for a section, candidate will automatically be taken to the first question of the next section.

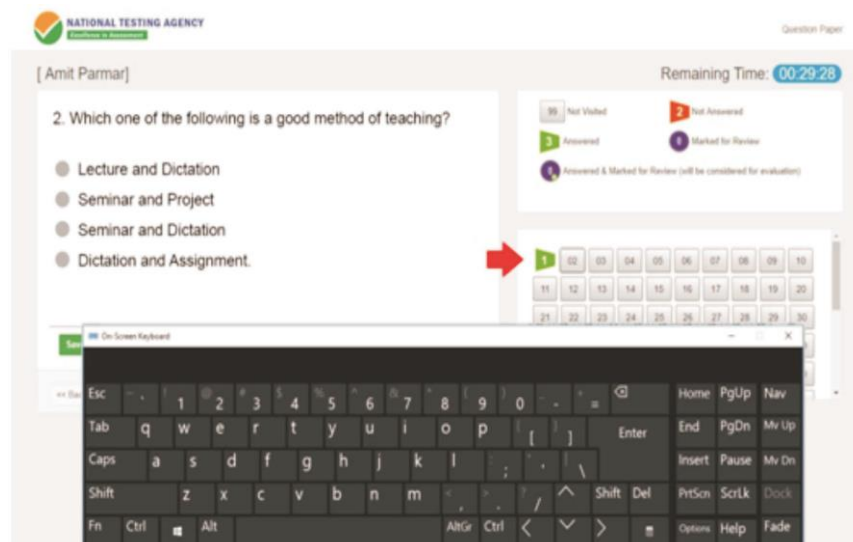
- (iii) Candidate can shuffle between sections and questions within sections anytime during the examination as per the convenience only during the time stipulated.
- (iv) Candidate can view the corresponding section summary as part of the legend that appears in every section above the question palette.



**(I) Procedure for answering questions that require inputs from on-screen virtual key board (numeric or otherwise):**

- (a) Candidate will have to use the on-screen virtual keyboard (that would be displayed just below the question statement of these types of questions) and the attached computer mouse to enter his/her answer in the space provided for answer.

**On Screen Virtual Keyboard**



- (b) The answer can be changed, if required, anytime during the test. To save the answer, the candidate MUST click on the “Save & Next” button.
- (c) To mark the question for review (without answering it), click on the “Mark for Review & Next” button.

**Candidate will have the option to change previously saved answer of any question, anytime during the entire duration of the test. To change the answer to a question that has already been answered, first select the corresponding question from the Question Palette, then click on “Clear Response” to clear the previously entered answer and subsequently follow the procedure for answering that type of question.**

**(m) ROUGH WORK:**

All calculations/writing work are to be done only in the rough sheet provided at the centre in the examination Room/Hall and on completion of the test candidates must hand over the rough sheets to the invigilator on duty in the Room/Hall.

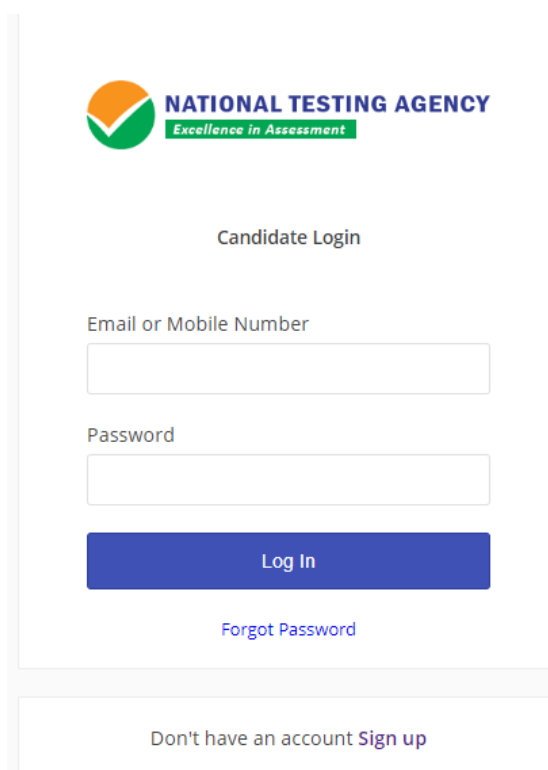
## NTA: Test Practice Centres (TPCs)

### What is a Test Practice Centre (TPCs)?

The Ministry of Human Resource Development mandated the NTA to set up, establish and create a network of Tests Practice Centres for candidates, especially in remote and rural areas to enable them to practice and be comfortable in taking a Computer Based Test (CBT). This facility is completely free of cost. Candidates can register online (on NTA website) where they are provided a convenient TPC near to their location to practice on a given computer node. This facilitates and eases the process of being able to take a Computer Based Test (CBT). The entire experience of using a computer is close to the actual experience of taking a CBT. All efforts are made to provide practice tests and questions so that candidates can familiarize themselves with logging into the system, go through the detailed instructions regarding the test, use the mouse or numeric keyboard on screen (virtual) for attempting each question, scroll down to the next question, navigate between questions, review and edit their options and submit questions.

The objective of TPCs is primarily to organize test practice for the upcoming NTA examinations.


The set of Instructions on How to Register for a TPCs through website:  
<https://ntatpcsr.in/login>



The screenshot displays the login interface for the National Testing Agency (NTA). At the top, the NTA logo is shown, featuring a green and orange circular emblem with a white checkmark, followed by the text "NATIONAL TESTING AGENCY" and the tagline "Excellence in Assessment". Below the logo, the heading "Candidate Login" is centered. The login form consists of two input fields: "Email or Mobile Number" and "Password". A blue "Log In" button is positioned below the password field. A link for "Forgot Password" is located below the "Log In" button. At the bottom of the form, there is a link for "Don't have an account Sign up".



For first time registration, click on “Sign up”.

**NATIONAL TESTING AGENCY**  
*Excellence in Assessment*

Candidate Registration

First Name

Kailash

Last Name

Manral

Email

kailash@nta.ac.in

mobile

Password

.....

Register

Already have an account [Log In](#)

## User Dashboard:

DASHBOARD


BOOKINGS

MOCK TEST

SETTINGS

ALLOTMENT HISTORY

LOGOUT


**NATIONAL TESTING AGENCY**  
*Excellence in Assessment*

Allocation for Saturday is done on Thursday and for Sunday it is done on Friday, please [click here](#) to know your allotment status

Kailash Manral


kailash@nta.ac.in

Update your information




**Update Basic Info**  
Update information such as first name, last name, age etc

Mock Test




**New Booking**  
Apply for Mock Test at a centre




**Online Test**  
Give Mock Test Online from home, school or college

## New booking to apply for a Mock Test:

[DASHBOARD](#)[BOOKINGS](#)[MOCK TEST](#)[SETTINGS](#)[ALLOTMENT HISTORY](#)[LOGOUT](#)

 **NATIONAL TESTING AGENCY**  
Excellence in Assessment

### New Booking




**No Upcoming Booking**

You dont have any upcoming booking, click below to book Mock Test for the upcoming week

[Book Mock Test at Centre](#)

## Selection of Slot/Date:

[DASHBOARD](#)[BOOKINGS](#)[MOCK TEST](#)[SETTINGS](#)[ALLOTMENT HISTORY](#)[LOGOUT](#)

 **NATIONAL TESTING AGENCY**  
Excellence in Assessment


### New Booking

Select a Date

14 March, 2020	15 March, 2020	21 March, 2020	22 March, 2020
28 March, 2020	29 March, 2020	4 April, 2020	5 April, 2020
11 April, 2020	12 April, 2020	18 April, 2020	19 April, 2020
25 April, 2020	26 April, 2020	2 May, 2020	3 May, 2020
9 May, 2020	10 May, 2020	16 May, 2020	17 May, 2020
23 May, 2020	24 May, 2020	30 May, 2020	31 May, 2020

## Search Mock Test Centre with the help of Pin Code of your area and select maximum of 05 Centres:

DASHBOARD  
BOOKINGS  
MOCK TEST  
SETTINGS  
ALLOTMENT HISTORY  
LOGOUT


**NATIONAL TESTING AGENCY**  
*Excellence in Assessment*

Select a Centre

Enter your Pincode


Search

Total Centre Found (121)

Name / Address of Institute	
<b>PRESIDIUM SCHOOL</b> PRESIDIUM SCHOOL, PS-2, C-3, ASHOK VIHAR, DELHI-110052 PHONE : 7838654441	<input checked="" type="checkbox"/>
<b>Pragati Public School</b> Sector 13, Phase II, Dwarka, New Delhi	<input type="checkbox"/>
<b>HMR INSTITUTE OF TECHNOLOGY AND MANAGEMENT</b> PLOT NO 326, HAMIDPUR, DELHI -110036	<input checked="" type="checkbox"/>
<b>BHARDWAJ MODEL SCHOOL</b> RZQ-88, NIHAL VIHAR, NEAR Q-BLOCK GURDWARA, NIHAL VIHAR, NEW DELHI-110041	<input type="checkbox"/>
<b>DAV CENTENARY PUBLIC SCHOOL,NARELA</b> SECTOR-B4,POCKET-5,DDA PROJECT,NARELA	<input checked="" type="checkbox"/>
<b>DECENT PUBLIC SCHOOL</b> DECENT PUBLIC SCHOOLH-34, SECTOR-3, ROHINI, DELHI-110085NEAR SHIV MANDIR	<input checked="" type="checkbox"/>
<b>SARASWATI PUBLIC SEC. SCHOOL</b> BUDH VIHAR,SEWADHAM ROAD,MANDOLI,DELHI	<input checked="" type="checkbox"/>
<b>Marigold Public School (Sr. Secondary)</b> Khasra No. 559, Jatkhori Road, Katewara, Near Bawana, Tehsil Narela, Delhi - 110039	<input type="checkbox"/>

## Acknowledgement of TPC:

DASHBOARD  
BOOKINGS  
MOCK TEST  
SETTINGS  
ALLOTMENT HISTORY  
LOGOUT


**NATIONAL TESTING AGENCY**  
*Excellence in Assessment*

Upcoming Mock Test

Confirmation awaits for ( April 19, 2020 )

Listed below is/are the centre's of your choice

**presidium school**  
presidium school, ps-2, c-3, ashok vihar, delhi-110052 phone : 7838654441

**hmr institute of technology and management**  
plot no 326, hamidpur, delhi -110036

**dav centenary public school,narela**  
sector-b4,pocket-5,dda project,narela

**decent public school**  
decent public schoolh-34, sector-3, rohini, delhi-110085near shiv mandir

**saraswati public sec. school**  
budh vihar,sewadham road,mandoli,delhi

Untill your previous booking date is not reached, you are not allowed to book a new centre for Mock Test

## Replica of Application Form



Home

## INSTRUCTIONS AND PROCEDURES FOR ONLINE APPLICATION FORM AIAPGET - 2020

## 1. FEE DETAILS AND IMPORTANT DATES:

Online registration and submission of Application Form including uploading of photograph and signature) (upto 04.00 p.m. of 05 June,2020)	06 May - 05 June, 2020
Last date of successful final transaction of fee (through Credit/Debit Card/Net Banking upto 11.50 p.m)	05 June, 2020 (Friday)
Fee Payable by candidates in INR	
General/Unreserved & OBC-NCL**	Rs. 2500/-
Gen-EWS***	Rs. 2250/-
SC, ST, PwD and Transgender	Rs. 1750/-
***Applicable Service/Processing charges & GST are to be paid by the candidate.	
Correction in Particulars of Application Form on Website only	06-10 June, 2020
Downloading of Admit Cards from NTA website	20 June,2020 onwards
Dates of Examination	To be announced later on the website.
Duration of Examination	120 minutes (2.00 hours)
Timing of Examination	10:00 A.M. To 12:00 P.M.
Centre and Date	As indicated on the Admit Card
Display of Recorded Responses and Answer Keys	To be announced later on the website.
Website	<a href="http://www.nta.ac.in">www.nta.ac.in</a> , <a href="http://www.ntaaiapget.nic.in">www.ntaaiapget.nic.in</a>
Declaration of Result on NTA website	Will be intimated later on the website.

\*\*Other Backward Classes-Non Creamy Layer as per the central list of Other Backward Classes available on National Commission for Backward Classes (NCBC), Government of India website [www.ncbc.nic.in](http://www.ncbc.nic.in). Only the candidates falling in this list may mention OBC in the Category Column. State list OBC candidates who are not in OBC-NCL (Central List) must choose General/Unreserved.

\*\*\*As per the OM No. 20013/01/2020-BC-II dated January 17, 2019 issued by the Ministry of Social Justice and Empowerment and the OM No. 12- 4/2019-UI dated 17.01.2020 of MHRD Department of Higher Education regarding implementation of reservation for Economically Weaker Section (EWS) for admission in Central Educational Institutions.

- Candidates can apply for AIAPGET 2020 in "Online" mode only. Submission of Online Application Form may be done by accessing NTA website [www.ntaaiapget.nic.in](http://www.ntaaiapget.nic.in). The Application Form other than online mode will not be accepted in any case.
- Only one application is to be submitted by a candidate.
- Candidates must follow the instructions strictly as given in the Information Bulletin and on NTA website. Candidates not complying with the instructions shall be summarily disqualified.
- Candidates must ensure that e-mail address and Mobile Number provided in the Online Application Form are their own as all information/ communication will be sent by NTA through e-mail on e-mail address or SMS on given Mobile Number only.
- Instructions for filling Online Application Form:  
Download Information Bulletin and Replica of Application Form. Read these carefully to ensure your eligibility.  
Follow the 4 steps given below to Apply Online:  
Step-1: Apply for Online Registration using unique Email Id and Mobile No.  
Step-2: Fill in the Online Application Form and note down the system generated Application No.  
Step-3: Upload scanned images of Candidate's Photograph (between 20 kb - 50 kb) and Candidate's Signature (between 10 kb - 20 kb) in JPG/JPEG format.  
Step-4: Pay fee using ICICI/Syndicate/Paytm Payment Gateway through Debit Card/Credit Card/Net Banking/UPI/Paytm and keep proof of fee paid.  
In case the Confirmation Page is not generated after payment of fee then the transaction is cancelled, and amount will be refunded to the candidate's account. However, the candidate has to make another transaction, in case the Confirmation Page is not generated.  
Download, save and print copies of Confirmation Page after successful remittance of fee and keep copies safely for future reference.  
All the 4 Steps can be done together or at separate times.
- Candidates are advised to visit the NTA website and check their e-mails/SMS regularly for latest updates.
- Candidate shall appear at their own cost at the Examination Centre on Date and Shift indicated on their Admit Card issued by the NTA.
- Any request to change the Examination Centre, Date and subject provided on the Admit Card shall not be considered under any circumstances.

## Note

- The final submission of Online Application Form will remain incomplete if Step-2 and step-3 are not completed. Such forms will stand rejected and no correspondence on this account will be entertained.
- No request for refund of fee once remitted by the candidate will be entertained by NTA under any circumstances.
- The entire application process of AIAPGET-MAY-2020 is online, including uploading of scanned images, Payment of Fees, and Printing of Confirmation Page. Therefore, candidates are not required to send/submit any document(s) including Confirmation Page to NTA through Post/ Fax/ by Hand/E-mails.
- Candidates are advised to keep visiting the NTA website regularly for latest updates and to check their e-mails.
- NTA has no role in Counselling

Candidates are NOT allowed to carry Instrument/ Geometry/ Pencil box, Handbag, Purse, any kind of Paper/ Stationery/ Textual material (printed or written material), Eatables and Water (loose or packed), Mobile Phone/ Ear Phone/ Microphone/ Pager, Calculator, DocuPen, Slide Rules, Log Tables, Camera, Tape Recorder, Electronic Watches with facilities of calculator, any metallic item or electronic gadgets/ devices in the Examination Hall/Room.  
**Diabetic students will be allowed to carry eatables like sugar tablets/fruits (like banana/apple/ orange) and transparent water bottle** to the Examination Hall/Room. However, they will not be allowed to carry packed foods like chocolates/candy/sandwich etc.

#### DISCLAIMER

- Candidates are advised to read the Information Bulletin carefully and go through the instructions regarding filling of Online Application Form given on [AIAPGET 2020 website](http://AIAPGET2020.website) [www.nta.ac.in](http://www.nta.ac.in), [www.ntaaiapget.nic.in](http://www.ntaaiapget.nic.in) before starting online registration.
- Candidate should ensure that all information entered during the online registration process is correct.
- Online information provided by candidates like name of candidate, contact/ address details, category, PwD status, educational qualification details, date of birth, etc will be treated as correct/final. Any request for changes in information after the closure of correction period will not be considered by NTA under any circumstances.
- NTA disclaims any liability that may arise to a candidate(s) due to incorrect information provided by the candidate(s) during application process.
- NTA does not edit /modify/alter any information entered by the candidates after completion of application process under any circumstances. Any request for change in information thereafter will not be entertained. Therefore, candidates are advised to exercise utmost caution for filling up correct details in the Application Form.

#### Usage of Data and Information:

NTA can use the data provided by the End User (test taker in this case) for internal purpose(s) including training, research and development, analysis and other permissible purpose(s).

☐ I have read and understood all the instructions mentioned in the Information Bulletin. \*

PROCEED TO APPLY ONLINE AIAPGET - 2020

Disclaimer: This site is designed and hosted by NIC and the contents are provided by NTA. They may be contacted for any further information.



अखिल भारतीय आयुष सातकोत्तर प्रवेश परीक्षा 2020  
 ALL INDIA AYUSH POST GRADUATE ENTRANCE TEST 2020



Home	Change Password	Logout	Application No : 201010000060
<b>OnLine Application</b> <a href="#">View Application Form</a> <a href="#">Upload photo and signature</a> <a href="#">View Candidate Photo</a> <a href="#">Pay Fee Online</a> <a href="#">Print Confirmation Page</a>	<b>1 Step 1</b> Apply Online	<b>2 Step 2</b> Upload Scanned Images	<b>3 Step 3</b> Make Payment
			<b>4 Step 4</b> Print Confirmation Page

**Personal Details**

Candidate Name \* : TESTFIRST TESTMIDDLE TESTLAST  
Father's Name \* : test fater  
Mother's Name \* : test mother  
Date of Birth \* : 15-01-1991  
Age as on 01-01-2020 : **28 Year 11 Month 28 Day**  
Gender \* : Male  
Category \* : UR  
Person with Disability (PwD)(if disability is 40% or above) \* : No  
Nationality \* : Indian  
Select Identification Type \* : Aadhaar Card/E-Aadhaar  
Identification Number \* : 2414  
  
Father's Name \* : test fater  
Mother's Name \* : test mother  
Date of Birth \* : 15-01-1991  
Age as on 01-01-2020 : **28 Year 11 Month 28 Day**  
Gender \* : Male  
Category \* : UR  
Person with Disability (PwD)(if disability is 40% or above) \* : No  
Nationality \* : Indian  
Select Identification Type \* : Aadhaar Card/E-Aadhaar  
Identification Number \* : 2414

#### Educational Qualification

**BAMS/BUMS/BHMS/BSMS (Aggregate of all Years/Professional)**

Name of the Examination \* : BUMS - Unani  
Graduation Examination From \* : India  
Graduation State \* : Assam  
Name of the University of Graduation Examination \* : Other  
Name of the University \* : testing  
Name of College \* : Other  
Other College Name \* : other test  
Roll No. of Graduation or Equivalent Examination \* : 12345  
Year of passing of Graduation Examination \* : 2012  
Total Marks/CGPA \* : 344  
Marks Obtained/CGPA \* : 250  
%age of Marks obtained or CGPA Equivalent \* : 72.67

#### Internship Details

Internship \* : Completed  
Date of Completion of Internship \* : 02-06-2020

#### Communication/Permanent Address

House Number \* : 742  
Locality \* : test  
Village / Town / City \* : tegs  
State \* : Delhi  
District \* : SOUTH DELHI  
Pin Code \* : 110014  
Email Address \* : pxxxxxxxx@gmail.com  
Mobile No \* : 70xxxxx710

#### Correspondence Address

☒ Correspondence Address is same as Permanent Address

House Number \* : 742  
Locality \* : test  
Village / Town / City \* : tegs  
State \* : Delhi  
District \* : SOUTH DELHI  
Pin Code \* : 110014

#### Option Details

Stream Details \* : **BUMS - Unani**  
Exam City \* : **SELECT EXAM CITY**  
You have Selected for City : **BHOPAL**

RESET

SAVE AS DRAFT

PREVIEW & SUBMIT

**Disclaimer:** This site is designed and hosted by NIC and the contents are provided by NTA. They may be contacted for any further information.

OnLine Application

View Application Form

Upload photo and signature

View Candidate Photo

Pay Fee Online

Print Confirmation Page

**1** Step 1  
Apply Online

**2** Step 2  
Upload  
Scanned Images

**3** Step 3  
Make Payment

**4** Step 4  
Print Confirmation Page

Review the following informations carefully. If you would like to change any information entered, you may do so by pressing 'Back' button or press 'Final Submit' button for final submission.

Personal Details

Candidate Name : **TESTFIRST TESTMIDDLE TESTLAST**

Father's Name : **test fater**

Mother's Name : **test mother**

Date of Birth : **15-01-1991**

Gender : **Male**

Category : **UR**

Person with Disability (PwD)(if disability is 40% or above) : **No**

Nationality : **Indian**

Select Identification Type : **Aadhaar Card/E-Aadhaar**

Identification Number : **2414**

Educational Qualification

**BAMS/BUMS/BHMS/BSMS (Aggregate of all Years/Professional)**

Name of the Examination : **BUMS - Unani**

Graduation Examination From : **India**

Graduation State : **Assam**

Name of the University of Graduation Examination : **testing**

Name of College : **other test**

Total Marks/CGPA : **344**

Marks Obtained/CGPA : **250**

%age of Marks obtained or CGPA Equivalent : **72.67**

Roll No. of Graduation or Equivalent Examination : **12345**

Internship Details

Internship : **Completed**

Date of Completion of Internship : **02-06-2020**

Communication/Permanent Address

House No : **742**

Locality : **test**

Village / Town / City : **tegs**

District : **SOUTH DELHI**

State : **Delhi**

Pin Code : **110014**

Email Address : **prxxxxxxx@gmail.com**

Mobile No : **70xxxxx710**

Correspondence Address

House No : **742**

Locality : **test**

Village / Town / City : **tegs**

District : **SOUTH DELHI**

State : **Delhi**

Pin Code : **110014**

Option Details

Stream Details : **BUMS - Unani**  
You have Selected for City : **BHOPAL**

OTP Verification

OTP Reference Number : **97751**  
Enter OTP Here :

Security Pin

Enter security pin (case sensitive) :   
Security Pin : **BLPNK2**

Candidature

**Please check the particulars once again before final submission. These particulars are not editable once fee is paid.**

☐ Candidate Name
☐ Father's Name
☐ Mother's Name
☐ Date of Birth
☐ Gender
☐ Stream Details
☐ Category
☐ Person with Disability (PwD)


☐ Type of Disability
☐ Nationality
☐ Select Identification Type
☐ Identification Number
☐ 1st Choice of Examination City

☐ I have verified all the information entered by me


BACK

FINAL SUBMIT


Disclaimer: This site is designed and hosted by NIC and the contents are provided by NTA. They may be contacted for any further information.



Government of India  
Ministry of Human Resource Development



अखिल भारतीय आयुष सातकोत्तर प्रवेश परीक्षा 2020  
ALL INDIA AYUSH POST GRADUATE ENTRANCE TEST 2020



आयुष मंत्रालय  
MINISTRY OF AYUSH

ALL INDIA INSTITUTE OF AYURVEDA,  
NEW DELHI

Home

Change Password

Logout

Application No : 201010000012

OnLine Application

View Application Form

Upload photo and signature

View Candidate Photo

Pay Fee Online

Print Confirmation Page

1 Step 1 Apply Online


2 Step 2 Upload Scanned Images

3 Step 3 Make Payment

4 Step 4 Print Confirmation Page

Uploaded Candidate Photo / Signature


Candidate Photo



Edit Candidate Photo

Application No: 201010000012

Candidate signature



Edit Candidate signature

Disclaimer: This site is designed and hosted by NIC and the contents are provided by NTA. They may be contacted for any further information.



Home Change Password Logout Application No : 201010000012

**OnLine Application**

- View Application Form
- Upload photo and signature
- View Candidate Photo
- Pay Fee Online
- Print Confirmation Page

**1 Step 1** Apply Online

**2 Step 2** Upload Scanned Images

**3 Step 3** Make Payment

**4 Step 4** Print Confirmation Page

**Service/Processing charges & GST, Mode of Payment of Fee and Service Provider**

After completing Step-2 of Online Application Form, candidates may remit the examination fee (Step-3) by choosing the following options:

(i) **Online Mode i.e. Debit/ Credit card, Net Banking and Unified Payment Interface (UPI) in ICICI Bank or PayTM or Syndicate Bank:**

- Check the validity of the Debit/ Credit Card and keep it ready with you while logging on to website for submitting application form. Candidate should enter the information asked for and make payment through Debit/ Credit Card.
- Through Net Banking, check the balance in your account and keep all credentials ready with you while logging on to website for submitting application form. Candidate should Login with his/her credentials of net banking and make payment through Net Banking.

**Credit Card**

**Debit Card**

**Internet Banking**

**Pay by Credit Card**

VISA MasterCard RuPay

**Card Number**

Enter card number

**Expiration Date**

Month Year

**CVV/CVC**

**Card Holder Name**

Enter card holder name

**Merchant Name**

National Testing Agency - AYUSH

**Payment Amount: ₹ 1.00**

Home Change Password Logout Application No : 201010000015

**OnLine Application**

- View Application Form
- Upload photo and signature
- View Candidate Photo
- Pay Fee Online
- Print Confirmation Page

**1 Step 1** Apply Online

**2 Step 2** Upload Scanned Images

**3 Step 3** Make Payment

**4 Step 4** Print Confirmation Page

**JAY SINGH YUM** Application No : 201010000015

[Print Confirmation Page\(Step 4\)](#)

**You have successfully submitted Online Application and also paid the Fee for AIAPGET - 2020.**

**Please retain the following documents for your reference and future correspondence.**

- (i) Printout of the Confirmation Page of online Application.
- (ii) Proof of fee paid.
- (iii) 6-8 copies of identical Photograph uploaded in the Online Application.
- (iv) Copy of the System generated Self Declaration in respect of candidate from J & K who have opted for seats under 15% All India Quota.

**Your Provisional Application Number for AIAPGET - 2020 is :- 201010000015**

[Click here to take Printout of Confirmation Page \( Step 4 \)](#)

<a href="#">Click Here to Print This Page</a>		<a href="#">Home</a>	
You have successfully submitted On-line Application. Please preserve this page alongwith proof of fee payment for future reference.			
<b>CONFIRMATION PAGE - AIAPGET - 2020</b>			
		<b>Application No.</b> <span style="border: 1px solid black; padding: 2px;">201010000015</span>	
अभ्यर्थी का नाम (Candidate's Name)	JAY SINGH YUM	जन्म तिथि (Date of Birth)	15-01-1991
माता का नाम (Mother's Name)	sanathoi	लिंग (Gender)	Male
पिता का नाम (Father's Name)	davanda	वर्ग (Category)	OBC (NCL)
दिव्यांग व्यक्ति (Person with Disability)	Yes (Blindness)		
राष्ट्रियता (Nationality)	Foreign Nationals(other than OCI,NRI and PIO)		
मोबाइल नंबर (Mobile No.)	93xxxxx178	ईमेल पता (Email Address)	jaxxxxxxxxxxxxxxx@gmail.com
परीक्षा शहर के विकल्प (Choice of Examination City)			
(1) GUWAHATI ( AM02)			
<b>DECLARATION:</b> - I hereby affirm that all the particulars stated by me in the Application Form are true and correct. Even the spelling of names and category are also correct. I have not concealed any information. However, if any information furnished herein is found fraudulent, incorrect or untrue, I will be liable for criminal prosecution which will result in cancellation of my candidature. Further that the selection and admission to the course is liable to be cancelled. I agree to abide by the Rules and Regulations governing the Examination as contained in the Information Bulletin for AIAPGET - 2020 which I have gone through carefully. I further declare that I have not submitted any other application for AIAPGET -2020 and mobile number and email address given in the form are correct and my own or of my parents.			
 Photo		 Signature	
<b>Complete mailing address:</b>			
Address <span style="border-bottom: 1px solid black;">473, Changranpat</span> City <span style="border-bottom: 1px solid black;">thoubal</span> State /Country <span style="border-bottom: 1px solid black;">INDIA</span> Pin Code <span style="border-bottom: 1px solid black;">795138</span>			
<b>Details of Transaction(PayTM)</b>			
Transaction ID:20200420111212800110168056001467150		Total Amount:1	4/20/2020 Date of Deposit :12:27:38 PM
<b>Application No:</b>		<span style="border: 1px solid black; padding: 2px;">201010000015</span>	Printed On : 20/04/2020 12:50:38
Note : - Kindly check following details in Confirmation Page : Candidate's Name, Mother's Name, Father's Name, Date of Birth, Gender, Category, PwD, Choice of Examination Cities and Medium of Question Paper. In case of any discrepancy, these may please be corrected during 02nd Feb, 2020 to 04th Feb, 2020. No corrections shall be allowed under any circumstances after this date.			

**COMMON SERVICES CENTRES/FACILITATION CENTRES**

Candidates, who are not well conversant to submit the online application due to various constraints, can use the services of Common Services Centre, Ministry of Electronics and Information Technology, Government of India under the Digital India initiatives of Hon'ble Prime Minister. The Common Services Centre (CSC) scheme is a part of the ambitious national e-Governance Plan (NeGP) of Government of India and is managed at each village panchayat level by a Village level Entrepreneur (VLE)

There are more than 1.5 lakhs Common Services Centres (CSC) across the country which will provide the desired support to candidates from urban as well as rural areas in online submission of Application Form and payment of fee through e-wallet. The list of the Common Services Centre is available on website: [www.csc.gov.in](http://www.csc.gov.in).

**The Common Services Centre will be providing following services on the rates indicated against each:**

S. No.	Services	Service Charges per transaction (GST applicable @ 18%)
1	Preparing e-mail, Submission of Application form & Printout till Fee Payment (Including uploading of Scanned Images )	Rs 25/-+GST
2	Uploading of Scanned Images only	Rs 10/-+GST
3	On line payment of Fee	Rs 0.5% of Fee +GST
4	Downloading of Admit Card/ OMR Answer Sheet/Answer Key	Rs 10+GST
5	Online claim for Responses/ Answer Key	Rs 25+GST
6	Printout per page	Rs 5+GST

**Note:** To know nearest Common Services Centre, please open link - <http://gis.csc.gov.in/locator/csc.aspx>

### **Query Redressal System (QRS)**

National Testing Agency (NTA) has established a Query Redressal System (QRS), an online web-enabled system developed by NTA. QRS is the platform based on web technology which primarily aims to enable submission of queries/grievances by the Registered Candidate(s) of AIAPGET- 2020 Examination with (24x7) facility for speedy and favourable redressal of the queries/grievances. A Unique Registration Number will be generated for tracking the status of the queries/grievances.

**Note:** All doubts and clarifications will only be given through QRS at [aiapget@nta.ac.in](mailto:aiapget@nta.ac.in).

**NTA Weeding Out Norms**

The record of AIAPGET – 2020 would be available up to 90 days from the Date of Examination.



**Help Line No.**

**8287471852, 8178359845  
9650173668, 9599676953  
8882356803**

**e-mail: [aiapget@nta.ac.in](mailto:aiapget@nta.ac.in)**



## **National Testing Agency**

(An autonomous organization under the Department of Higher Education,  
Ministry of Human Resource Development, Government of India)

### **Address for Correspondence**

Block C-20/1A/8, Sector 62,  
Gautam Budh Nagar, Noida -201309 (UP)

**Help Line: For Technical support, contact at  
0120-6895200 during working days between  
10.00 a.m. to 5.00 p.m.**

or send us the query through  
Query Redressal System (QRS) in Candidates login.

**[www.nta.ac.in](http://www.nta.ac.in), [www.ntaaiapget.nic.in](http://www.ntaaiapget.nic.in)**